








Course Objectives

This course is a continuation of JPN 2230 Intermediate Japanese 1 and covers “*Genki II*” Lessons 22 through 23 and “*Tobira*” Lesson 1 through 4. It is designed to further enhance students’ four language skills in listening, speaking, reading and writing. Moreover, this course will prepare students to demonstrate their proficiencies across the three communication modes: interpretive, interpersonal, and presentational with an emphasis on communicative language use that also reveals features of Japanese cultures. By the end of the course, students are expected to reach an intermediate-mid, or higher, level of proficiency as defined by the ACTFL (American Council on the Teaching of Foreign Languages) Proficiency Guidelines. You must attain a letter grade of C or higher, which is a composite score of 73 or higher, or instructor’s permission to continue in JPN 3410.

Four Language Skills	Three Modes of Communication
   	 Interpretive  Interpersonal  Presentational

Images retrieved from <http://site.ccsdlanguages.org/programs/latin/66-language-proficiency>.

Prerequisites:

Three semesters of university-level study of Beginning Japanese and Intermediate Japanese 1 (JPN 1130, 1113, and 2230 at UF), or the equivalent, are required. You must have attained a grade of C or higher in JPN 2230 or the instructor’s permission to enroll in this course.

If you are a new student in the Japanese language program at the University of Florida, you must take and pass the placement exam in order to be allowed to enroll by your instructor, space permitting. The registration form is available at <https://languages.ufl.edu/academics/ilc-languages/japanese-studies/>. You must register for this exam with Prof. Sano (rsano@ufl.edu) by 4:00 p.m. Monday, January 11th. Please see your instructor on the first day of class if you have not already registered for the placement exam.

INSTRUCTORS

Ryosuke Sano Office & Phone: 334 Pugh Hall, 352-392-1581
Email: rsano@ufl.edu
Office Hours: M, T, and R 6th period; By appointment

Yasuo Uotate Office & Phone: 333 Pugh Hall, 352-392-7138
Email: yuotate@ufl.edu
Zoom Office Hours: M 7th period, T 6th & 7th period; By appointment

In general, the email listed above is the best way to contact the instructor. The instructor will try to respond to your questions as soon as possible within 24 hours (maybe longer on weekends).

SECTIONS

Class #	Period	Day	Room	Instructor
15471 Classroom Section	3 (8:30-9:20)	MWF TR	WEIM 2050 Zoom	Yasuo Uotate
30966 Online Section		MTWRF	Zoom	
15472 Classroom Section	4 (9:35-10:25)	MWF TR	WEIM1092 Zoom	Yasuo Uotate
30967 Online Section		MTWRF	Zoom	
15743 Classroom Section	5 (11:45-12:35)	MWF TR	MAT 0103 Zoom	Ryosuke Sano
30968 Online Section		MTWRF	Zoom	

COURSE MATERIALS

Required:

1. Banno, E. et al. (2011). *GENKI II: An Integrated Course in Elementary Japanese. Second Edition*. Tokyo: The Japan Times, ISBN: 978-4789014434.
2. Banno, E. et al. (2011). *GENKI II: An Integrated Course in Elementary Japanese Workbook. Second Edition*. Tokyo: The Japan Times, ISBN: 978-4789014441.
3. Oka, M. et al. (2009). *Tobira: Gateway to Advanced Japanese Learning Through Content and Multimedia*. Tokyo: Kuroshio Publisher, ISBN: 978-4874244470.
4. Oka, M. et al. (2010). *Tobira: Power up Your Kanji*. Tokyo: Kuroshio Publisher, ISBN: 978-4874244876.
5. Tsutsui, M. et al. (2012). *Tobira: Grammar Power*. Tokyo: Kuroshio Publisher, ISBN: 978-4874245705.

Genki II textbook and workbooks should come with an accompanying CD, which you will need to use for your class preparation and homework.

Recommended:

1. Banno, E., Ikeda, Y., Shinagawa, C., Tokashiki, K., Tajima, K. (2009). *Kanji Look and Learn*. Tokyo: The Japan Times, ISBN: 978-4789013499.
2. Banno, E., Ikeda, Y., Shinagawa, C., Tokashiki, K., Tajima, K. (2009). *Kanji Look and Learn Workbook*. Tokyo: The Japan Times, ISBN: 978-4789013505.
3. Makino, S., Tsutsui, M. (1995). *A Dictionary of Intermediate Japanese Grammar*. Tokyo: The Japan Times, ISBN: 978-4789007757.

Other Study Materials

1. Genki-Online: http://genki.japantimes.co.jp/index_en
 - a. Genki App: Vocab Cards, Kanji Cards, Conjugation Cards
2. Tobira site: <http://tobiraweb.9640.jp/>

Dictionaries:

If you already have a dictionary, you can use it, or use an online dictionary such as:

1. jisho.org: <https://jisho.org>
2. Jim Breen's WWW JDIC: <http://nihongo.monash.edu/cgi-bin/wwwjdic?1C>
3. Online Japanese Accent Dictionary (OJAD)
 - a. [OJAD](#)
 - b. [Prosody Tutor Suzuki-kun](#)

REQUIREMENTS AND POLICIES

Required Hardware and Software

To access this institute in Canvas, you will need access to the Internet and a [supported browser](#). You will need to have a webcam and a headset (headphones with a microphone) for full participation. If you have a newer laptop or tablet, you may already have an integrated webcam; however, if you have trouble with echo and feedback, you will need to use a headset or earbuds.

1. Preparation for the class

The daily schedule, which follows below, is designed for you to prepare the materials indicated for a given date **BEFORE** the class meetings. You are expected to come to class well prepared so that you will be ready to participate in communication activities in a meaningful context with your instructor and classmates. This is an intensive language course for which you will receive five credit hours. Therefore, you are expected to study for the course **at least two hours every day** outside of the class. These two hours include time for you to:

- 1) read the textbook carefully,
- 2) watch grammar explanation videos,
- 3) complete Prep HW,
- 4) do the textbook activities,
- 5) complete other homework assignments,
- 6) memorize vocabulary and kanji, and
- 7) review materials.

Read the assigned pages carefully, listen to the audio files online, and bring any questions you had while studying for the class since they may benefit your classmates as well! Completing homework alone is not sufficient preparation to perform well in class. If you do not know how to prepare for the class, please ask the instructor or refer to the study guide in the course packet.

2. Attendance and participation

Attendance and active participation in class are mandatory and will be recorded at each class session. Foreign language learning is a cumulative process, and it is very important that you come to class and practice Japanese every day. Grading criteria for participation will be on a 10-point scale. To receive full participation credit, you must show evidence of preparation for class. However, this is not to say that you cannot make mistakes; trial and error is the only way to learn how to use the language, and you are encouraged to try out the new structures, make errors, and learn from them. Active participation that shows your effort will count towards the participation grade. On the contrary, no participation will seriously hurt your participation grade. You will receive 0 points when you are absent from a class.

Grading criteria for attendance and participation (daily grade)

10 (A+)	= Excellent performance
9 (A)	= Strong performance; well-prepared
8	= Fair performance; prepared with a few minor weakness
7	= Weak performance with some notable weakness
6	= Unsatisfactory performance; evidently unprepared
0	= Absent

*In order to get 9 or 10, your overall performance needs to be very good. This includes doing well on discussions, vocabulary and characters for the day.

Students are permitted three unexcused absences during the semester. At the 4th absence, you will lose 3% from the final grade. Every absence thereafter results in minus 1% deducted from your final grade unless the absence is a documented excuse. In the event your unexcused absences exceed 10 times, you will automatically fail the course. Absences will be excused only in accordance with UF policy. Acceptable documented excuses include illness, religious holidays, and military obligation:
<https://catalog.ufl.edu/ugrad/current/regulations/info/attendance.aspx>.

For an excused absence: You need to contact the office of the Dean of Students at dsocares@dso.ufl.edu by email or call 352-294-2273 to request assistance by phone. The office of the Dean of Students will alert your instructor and certify the related documentation. Students who are registered with the Dean of Students office and Disability Resource Center are responsible for providing related documentation.

Please be punctual because you may miss important information and distract your classmates. If you are late to class, you will not be given extra time to complete the exams and quizzes. If you are more than three minutes late three times without your instructor's consent, they will be counted as one absence. If you are more than 30 minutes late, it will also be considered as one absence.

If you are late or miss class for any reason, it is your responsibility to contact your instructor or ask your classmates to know what you have missed and what you need to do for the following day.

2.1. Zoom Presence Policy

Participation in our class is fundamental since improving oral conversation skills is a key objective of the course. Thus, students are required to have their cameras on from start to finish during our classes on Zoom. A default setting for our sessions in Zoom is that participants will be muted when they enter, so you will unmute yourself when you comment orally during our whole-group conversations and when you are in small groups. Your instructor may also ask students to reply in the chat box for specific activities. Oral comments on camera and written comments in the chat box are considered activities for participation. If you have technical issues, please immediately consult UF IT Help to resolve them and then contact your instructor. Zoom sessions will not be recorded by the instructor and may not be recorded by students. As in all courses, unauthorized recording and unauthorized sharing of recorded material is prohibited.

2.2. Policy Regarding Make-Up Quizzes or Exams

Make-up quizzes or exams may be scheduled ONLY when pre-approved by the instructor, or in the case of documented illness or emergency. It is your responsibility to contact your instructor immediately after returning to class and schedule make-up quizzes/exams within 2 class days, or no make-up will be allowed.

3. Homework

We have two types of daily homework: (a) Prep HW and (b) workbook/other daily homework. Students are expected to complete all assigned homework **BEFORE class begins** on the due date indicated in the schedule. Prep HW should be submitted by 11:59pm on the day before indicated in the schedule.

Example: Homework Submission Deadlines

Date	Notes (Quiz/Test, etc.)	Preparation (Materials to be studied in preparation for class)	HW (Materials to be turned in)
1/12 T			<ul style="list-style-type: none">• Prep HW 1 – Complete by 11:59pm on the day before (e.g. By 11:59pm on 1/11 (Mon))• WB CG1 – Submit before class (e.g. By 9:35 am on 1/12 (Tue) if you are in the 3rd per. class)• Progress Check HW - Submit by 9:00pm on the assigned day

No late assignments will be accepted without written evidence of illness or emergency, except in the case that you notify your instructor in advance that you must be absent from class the day an assignment is due. It is required that you turn the homework in ahead of time to receive full credit.

3.1. Prep HW (Preparation Homework) and Review HW

Read the textbook carefully and complete Prep HW first before doing other homework assignments. Make sure that you focus on materials of the day which is indicated in the name of its Canvas Quiz. Prep HW will give you a good starting foundation of the specific materials you are going to learn and practice at home and then in the classroom.

You will receive 1 homework point for a completed Prep HW as the policy describes below. This means that even if you cannot get a full Canvas Quiz score, as long as you complete Prep HW as instructed, you will receive 1 homework point for a Prep HW.

You will receive **Canvas Quiz score** as homework points for Review HW. It is not 1 point. However, you can take the Review HW quiz as many times as you want.

For Question 1 of Prep HW, please don't write the same thing over and over. For example, you cannot write, "I learned how to ABC. The most important is to keep practicing this structure and incorporate it in daily conversations in Japanese." every time.

Spring 2021 Course Syllabus

3.2. Workbook/Other Daily Homework - Self-Correction

Workbook/other daily homework is always to be self-corrected using the Answer Key. You must use a different color ink (any color but red) to do self-correction so it will be easy for the instructor to see. You can find the Answer Key in "Files" on e-Learning.

Please put a check mark next to every single item or make a correction. Each day the homework Answer Key includes at least one wrong answer that should be quite obvious. Please identify and mark those wrong answers when you do self-correction. Otherwise you will not receive homework credit.

3.3. Workbook/Other Daily Homework – Submission Attachment File Types

All Canvas Assignment uploads (Kanji worksheet for example) must be in either PDF or JPEG format. Your instructor checks your assignments and provides individualized feedback daily. To do your best, it is essential to check your grades on Canvas every day and take advantage of the learnings in the feedback given.

3.4. Daily Homework Points

n points =	Canvas quiz score is your Review HW homework points
1 point =	All assigned sections of the homework must be completed using the new patterns without any blanks or incomplete sentences, and carefully self-corrected using the Answer Key.
0 points =	You will not get a point if your homework is not complete or for any of the following reasons: a. No homework or late homework b. Missing or incomplete sections c. No corrections or missing self-correction (even if partial)

Note that 1pt. is the maximum point you can receive for each category (a workbook page, writing/composition practice, etc.). In addition to on-time delivery of assignments, quality will also be evaluated. There is no partial point.

If you have a specific question or exercise that you want your instructor to check, please make a note of it. Otherwise, the instructor will spot-check students' self-corrected homework.

3.5 Quiz Self-Correction (Bonus Point)

Upon return of a quiz in class, you may do self-correction and turn it in the following day as a part of homework. If you can correct ALL errors on quizzes, 1 point will be added to the quiz score. Please write SC (self-corrected) at the top of the first page. Do not staple the self-corrected quiz to the regular homework.

4. Japanese Speaking Policy in Class

You have a very limited exposure to Japanese outside of the class, and it is very important that you make every use of the precious opportunities to speak Japanese in class. Therefore, **you are required to speak only Japanese in class**. You will sign an honor pledge at the beginning of the term regarding speaking only Japanese in class. You have been explicitly taught how to ask permission to speak English (英語で質問があります Or 英語で話してもよろしいでしょうか), if it becomes absolutely necessary. Please understand that if the instructor denies permission, it is for a specific reason that will be explained to you after class. A limited amount of English will be used by the instructor to explain grammar in class, at the discretion of the instructor.

OTHER POLICIES AND LINKS

1. Class Demeanor

Students are expected to arrive to class on time and behave in a manner that is respectful to the instructor and to fellow students. Please avoid the use of cell phones and restrict eating to outside of the classroom. Opinions held by other students should be respected in discussion, and conversations that do not contribute to the discussion should be held at minimum, if at all.

2. Online Course Étiquettes

It is important to recognize that the online classroom is in fact a classroom, and certain behaviors are expected when you communicate with both your peers and your instructors. Please read the guidelines for online behavior and interaction known as netiquette.

Netiquette Guide for Online Courses (Department of Languages Literatures and Cultures):

https://drive.google.com/file/d/1Zu1N-mtBHhMY6LpNxm1WnH_z-UL7N7o/view?usp=sharing

3. University Honesty Policy

UF students are bound by The Honor Pledge which states, "We, the members of the University of Florida community, pledge to hold ourselves and our peers to the highest standards of honor and integrity by abiding by the Honor Code. On all work submitted for credit by students at the University of Florida, the following pledge is either required or implied: "On my honor, I have neither given nor received unauthorized aid in doing this assignment." The Honor Code (<https://sccr.dso.ufl.edu/students/student-conduct-code/>) specifies a number of behaviors that are in violation of this code and the possible sanctions. Furthermore, you are obligated to report any condition that facilitates academic misconduct to appropriate personnel. If you have any questions or concerns, please consult with the instructor or TAs in this class.

4. Accommodations

Students requesting classroom accommodation must first register with the Dean of Students Office. The Dean of Students Office will provide documentation to the student who must then provide this documentation to the Instructor when requesting accommodation. For more information, see <https://disability.ufl.edu/>.

- ☐ Resources Available for Students

HEALTH AND WELLNESS

- ☐ U Matter, We Care: umatter@ufl.edu; 392-1575
- ☐ Counseling and Wellness Center: <https://counseling.ufl.edu/>; 392-1575
- ☐ Sexual Assault Recovery Services (SARS): Student Health Care Center; 392-1161
- ☐ University Police Department: <http://www.police.ufl.edu/> ; 392-1111 (911 for emergencies)

ACADEMIC RESOURCES

- ☐ e-Learning technical support: helpdesk@ufl.edu; <https://elearning.ufl.edu/student-help-faqs/> ; 352-392-4357
- ☐ Career Resource Center: Reitz Union; <http://www.crc.ufl.edu/> ; 392-1601
- ☐ Library Support: <http://cms.uflib.ufl.edu/ask>
- ☐ Teaching Center: Broward Hall; 392-2010 or 392-6420

5. Course Evaluation

Students are expected to provide professional and respectful feedback on the quality of instruction in this course by completing course evaluations online via GatorEvals. Guidance on how to give feedback in a professional and respectful manner is available at <https://gatorevals.aa.ufl.edu/students/>. Students will be notified when the evaluation period opens, and can complete evaluations through the email they receive from GatorEvals, in their Canvas course menu under GatorEvals, or via <https://ufl.bluer.com/ufl/>. Summaries of course evaluation results are available to students at <https://gatorevals.aa.ufl.edu/public-results/>.

EVALUATION

Attendance and Participation (Daily Grade)	10%
Homework	15%
Vocabulary and Kanji Quiz*	10%
Lesson Test (x5)	25%
Interview Test	5%
Mini Presentation (x3)	6%
Research Project	9%
Mid-term Exam	10%
Final Exam	10%
Total	100%

* One lowest vocabulary/kanji quiz score will be dropped at the end of the term.

Grading Scale (& GPA equivalent):

A	A-	B+	B	B-	C+	C	C-	D+	D	D-	E
100-93	92-90	89-87	86-83	82-80	79-77	76-73	72-70	69-67	63-66	62-60	59-
(4.0)	(3.67)	(3.33)	(3.0)	(2.67)	(2.33)	(2.0)	(1.67)	(1.33)	(1.0)	(0.67)	(0)

Note: A grade of C- is not a qualifying grade for major, minor, Gen Ed, or College Basic distribution credit. For further information on UF's Grading Policy, see:

<https://catalog.ufl.edu/ugrad/current/regulations/info/grades.aspx>; <http://www.isis.ufl.edu/minusgrades.html>

『げんき』のスケジュール

Abbreviations, Highlights, and Colors in the Schedule:

Date

Notes: Quiz/Test, etc.

Preparation: Materials to be studied in preparation for class

CG: Conversation and Grammar

- **Memorize:** Memorize vocabulary
- **Performance:** Dialogue performance check in class

RW: Reading and Writing


HW: Homework – Materials to be turned in on that day

- **Prep HW:** Preparation Homework
 - **Review HW:** Review Homework
 - “Non-daily HW” is indicated in the blue font.
 - **Progress Check HW**
 - **日本語ノート**
- } To be completed by 11:59pm the day before
- } To be completed by 9pm the day

TB: Textbook

WB: Workbook

Important Notes:

- **If you prepare for class well, you can fully enjoy class activities.**
 - Quickly developing good study habits is the key to your success in the course. If you can prepare for class well, you can fully enjoy class activities.
- **Listen to and watch models and practice speaking them out.**
 - When you see an audio recording mark,  , during your class preparation, listen to the audio file and practice speaking it out loud.
 - We also have links to [videos \(Genki Sentence Pattern Skit Videos\)](#). Watch them and practice listening and speaking.
 - Make this a part of your study habits. It will greatly help you to acquire strong listening and speaking skills.

Week 1				
Date	Notes (Quiz/Test, etc.)	Preparation (Materials to be studied in preparation for class)		HW (Materials to be turned in on that day)
1/11 (月)	Day 1 Introduction to the class ミニビデオプレゼン1について	CG	Review JPN 2230 Materials About Your Winter Break	<input type="checkbox"/> Students Information sheet
		RW	Review JPN 2230 Materials	
1/12 (火)	Lesson 22 [1] CG L22: Education in Japan RW L22: Tomomi's Diary L22 Vocab Quiz 1: U-, Ru-, and Irregular Verbs (p. 233)	CG	1. Causative Sentences (pp. 234-236), Video ➤ Practice I (pp. 240-242) <input type="checkbox"/> Memorize: U-, Ru-, and Irregular Verbs (p. 233)	<input type="checkbox"/> Prep HW 22.1.a <input type="checkbox"/> WB CG1 (p. 86) <input type="checkbox"/> Learning Support Log 1
		RW	記銀回 (p. 336)	<input type="checkbox"/> Kanji Worksheet 22.1
1/13 (水)	Lesson 22 [2]	CG	1. Causative Sentences (pp. 234-236) - Causative + てあげる/くれる/もらう ➤ Practice II (pp. 243-245)	<input type="checkbox"/> Prep HW 22.1.b <input type="checkbox"/> WB CG2 (p. 87) <input type="checkbox"/> WB CG3 (p. 88)
		RW	夕黒用 (p. 336)	<input type="checkbox"/> Kanji Worksheet 22.2
1/14 (木)	Lesson 22 [3] L22 Vocab Quiz 2: Nouns (p. 232)	CG	2. Verb Stem + なさい (p. 236), Video ➤ Practice III (p. 245) <input type="checkbox"/> Memorize: Nouns (p. 232)	<input type="checkbox"/> Prep HW 22.2 <input type="checkbox"/> WB CG4 (p. 89) <input type="checkbox"/> Learning Support Log 1 Comments
		RW	守末待 (pp. 336-337)	<input type="checkbox"/> Kanji Worksheet 22.3
1/15 (金)	Lesson 22 [4]	CG	3. ～ば (pp. 236-238), Video ➤ Practice IV (pp. 245-247)	<input type="checkbox"/> Prep HW 22.3 <input type="checkbox"/> WB CG5 (p. 90) <input type="checkbox"/> Progress Check HW <input type="checkbox"/> 日本語ノート
		RW	番残駅 (p. 337)	<input type="checkbox"/> Kanji Worksheet 22.4

Week 2				
Date	Notes	Preparation		HW
1/18 (月)	Martin Luther King, Jr. Day - No Class	CG		
		RW		
1/19 (火)	Lesson 22 [5] L22 Vocab Quiz 3: い- and な-Adjectives, Adverbs and Other Expressions (pp. 232-233)	CG	4. ~のに (p. 238), Video ➤ Practice V (pp. 247-248) ❑ Memorize: い- and な-Adjectives, Adverbs and Other Expressions (pp. 232-233)	❑ Prep HW 22.4 ❑ WB CG6 (p. 91)
		RW	説案内忘 (pp. 336-337)	❑ Kanji Worksheet 22.5
1/20 (水)	Lesson 22 [6]	CG	5. ~のような／~のように (p. 239), Video ➤ Practice VI (pp. 248-249)	❑ Prep HW 22.5 ❑ WB CG7 (p. 92) ❑ Progress Check HW
		RW	漢字Review ➤ RW I. 漢字の練習 (p. 338) 読み物 Preview ❑ RW II. A (p. 339)	❑ WB RW2 (p. 128) ❑ TB RW II. A (p. 339)
1/21 (木)	Lesson 22 [7] L22 Kanji Quiz	CG	Review ➤ Practice VII (pp. 249-250) Culture Note: Japanese Education System (2) (p. 251)	❑ WB CG8: Listening Comprehension (p. 93)
		RW	読み物: RW II. 友美さんの日記 Lines 1-20 (pp. 338-341)	❑ L22 音読 1 ❑ TB RW II. C. 1-4 (pp. 338-341)
1/22 (金)	Lesson 22 [8] ミニプレゼンの準備	CG	Review ミニプレゼンの準備	❑ WB CG9 (p. 94) ❑ 日本語ノート
		RW	読み物: RW II. 友美さんの日記 Lines 21-40 (pp. 338-341)	❑ L22 音読 2 ❑ TB RW II. C. 5, D (pp. 338-341)

Week 3				
Date	Notes	Preparation		HW
1/25 (月)	Lesson 22 [9] Lesson 22 Test Lesson 23 Preview	CG		<input type="checkbox"/> Review HW Lesson 22 <input type="checkbox"/> ミニビデオプレゼン1 ドラフト
		RW		
1/26 (火)	Lesson 23 [1] CG L23: Good-bye RW L23: What Does This Face Mean? L23 Vocab Quiz 1: U-, Ru-, and Irregular Verbs (pp. 254-255)	CG	1. Causative-Passive Sentences (pp. 256-257), Video ➤ Practice I (pp. 262-264) <input type="checkbox"/> Memorize: U-, Ru-, and Irregular Verbs (pp. 254-255)	<input type="checkbox"/> Prep HW 23.1 <input type="checkbox"/> WB CG1 (pp. 95-96)
		RW	顔情怒 (p. 342)	<input type="checkbox"/> Kanji Worksheet 23.1
1/27 (水)	Lesson 23 [2]	CG	2. ~ても (pp. 257-259), Video ➤ Practice II (pp. 264-266)	<input type="checkbox"/> Prep HW 23.2 <input type="checkbox"/> WB CG4 (p. 99)
		RW	変相横 (p. 342)	<input type="checkbox"/> Kanji Worksheet 23.2
1/28 (木)	Lesson 23 [3] L23 Vocab Quiz 2: Nouns and い-Adjective (p. 254)	CG	3. ~ことにする (p. 259), Video ➤ Practice III (pp. 266-267) <input type="checkbox"/> Memorize: Nouns and い-Adjective (p. 254)	<input type="checkbox"/> Prep HW 23.3 <input type="checkbox"/> WB CG2 (p. 97)
			Review: 1. Causative-Passive (pp. 256-257)	<input type="checkbox"/> WB CG5 (p. 100)
		RW	比化違 (pp. 342-343)	<input type="checkbox"/> Kanji Worksheet 23.3
1/29 (金)	Lesson 23 [4]	CG	3. ~ことにする (p. 259) - ~ことにしています ➤ Practice IV (pp. 267-268)	<input type="checkbox"/> WB CG6 (p. 101) <input type="checkbox"/> ミニビデオプレゼン1 ドラフト&ビデオポスト <input type="checkbox"/> Progress Check HW <input type="checkbox"/> 日本語ノート
			Review: 1. Causative-Passive (pp. 256-257)	<input type="checkbox"/> WB CG3 (p. 98) Odd number Only
		RW	悲調査 (p. 343)	<input type="checkbox"/> Kanji Worksheet 23.4

Week 4				
Date	Notes	Preparation		HW
2/1 (月)	<u>Lesson 23 [5]</u>	CG	4. ～まで (p. 260), Video ➤ Practice V (pp. 268-269)	<input type="checkbox"/> Prep HW 23.4 <input type="checkbox"/> WB CG7 (p. 102) <input type="checkbox"/> ミニビデオプレゼン1 コメント
		RW	果感答 (p. 343)	<input type="checkbox"/> Kanji Worksheet 23.5
2/2 (火)	<u>Lesson 23 [6]</u>	CG	5. ～方 (pp. 260-261), Video ➤ Practice VI (pp. 269-271)	<input type="checkbox"/> Prep HW 23.5 <input type="checkbox"/> WB CG8 (p. 103)
		RW	漢字Review ➤ RW I. 漢字の練習 (p. 344) 読み物 Preview ➤ RW II. A (p. 345)	<input type="checkbox"/> WB RW2 (p. 130) <input type="checkbox"/> TB RW II. A (p. 345)
2/3 (水)	<u>Lesson 23 [7]</u> L23 Kanji Quiz	CG	Review ➤ Practice VII (pp. 271-272) Culture Note: Japanese Proverbs (p. 273)	<input type="checkbox"/> WB CG9: Listening Comprehension (p. 104)
		RW	読み物: RW II. これはどんな顔? Lines 1-19 (pp. 344-347)	<input type="checkbox"/> L23 音読 1 <input type="checkbox"/> TB RW II. C. 1-5 (p. 347)
2/4 (木)	<u>Lesson 23 [8]</u>	CG	Review	<input type="checkbox"/> WB CG10 (p. 105)
		RW	読み物: RW II. これはどんな顔? Lines 20-37 (pp. 344-347) Writing/Composition Practice	<input type="checkbox"/> L23 音読 2 <input type="checkbox"/> TB RW II. C. 6-7, D (p. 347)
2/5 (金)	<u>Lesson 23 [9]</u> Lesson 23 Test - About 「とびら」 - 「げんき」で勉強しな かった漢字	CG		<input type="checkbox"/> Review HW Lesson 23 <input type="checkbox"/> 日本語ノート
		RW		

「とびら」のスケジュール

授業／準備(じゅんび)	宿題
<ul style="list-style-type: none"> ● 第～課(だい～か) : the ～ Lesson/Chapter ● 文法ノート : 教科書の文法の説明 ● 漢字表 : 教科書の漢字リスト <ul style="list-style-type: none"> ○ RW : 読み方・書き方と覚える漢字 ○ R : 読み方を覚える漢字 ● 漢字力 : 「きたえよう漢字力」の本 ● ～行目(～ぎょうめ=lines ～) ● 覚える(おぼえる=memorize) 	<ul style="list-style-type: none"> ● Prep HW (=Preparation Homework) : 前の日の午後11時59分までにするCanvasの宿題 ● 文法練習 ● 文法力 : 「これで身につく文法力」の本 ● 奇数(きすう=odd numbers) ● 偶数(ぐうすう=even numbers) ● 音読 (おんどく = read aloud) ● 内容(ないよう)質問 ● 会話練習 : 教科書にある練習

漢字 : RW=読み方・書き方と覚える漢字、R=読み方を覚える漢字

Week 5			
日	クイズ／テスト	授業／準備	宿題
2/8 (月)	第1課(1) 日本の地理 ミニビデオプレゼン2 について	読む前に	<input type="checkbox"/> Learning Support Log 2
		漢字練習	<input type="checkbox"/> 「げんき」で勉強しなかった漢字
2/9 (火)	第1課(2)	文法ノート (pp. 17-18) 1. Noun {で/から} できる 2. Adjective-stem + さ 3. {Nounの/Verb} ように 4. ～は～で{有名だ/知られている}	<input type="checkbox"/> Prep HW 文法練習1.1 文法力 (pp. 1-5) 奇数だけ <input type="checkbox"/> 2-a <input type="checkbox"/> 3-b <input type="checkbox"/> 4 <input type="checkbox"/> 5
		漢字表 (p.22), 漢字力(pp.16-23)	<input type="checkbox"/> 漢字練習シート1.1
2/10 (水)	第1課(3)	文法ノート (pp.17-19) 6. Verb-non-past こと{が/も} がある 7. {Noun1/Question-word ～か/～かどうか} は Noun2に{よって違う/よる} 8. Verb-masu 始める	<input type="checkbox"/> Prep HW 文法練習1.2 文法力 (pp. 5-7) 奇数だけ <input type="checkbox"/> 6-b <input type="checkbox"/> 7-a <input type="checkbox"/> 8
		漢字表 (p.22), 漢字力(pp.16-23)	<input type="checkbox"/> 漢字練習シート1.2
2/11 (木)	第1課(4) <u>単語クイズ1</u> <u>(読み物1/2)</u>	読み物 1行目～17行目 (pp.4-5) 覚える : 単語表 : 1-35 (p.6)	<input type="checkbox"/> 1課音読 1 <input type="checkbox"/> 内容質問 : 読み物 1-5 (p.13) <input type="checkbox"/> Learning Support Log 2 コメント
		漢字	<input type="checkbox"/> 漢字力 : 1-2 (p.24)
2/12 (金)	第1課(5)	文法ノート (pp.17-19) 10. ～はSentenceと言われている 12. ～とか (～とか) 13. ～というのは{Nounのこと/Nounということ/Sentenceということ/Sentenceという意味}だ	<input type="checkbox"/> Prep HW 文法練習1.3 文法力 (pp. 7-9) 奇数だけ <input type="checkbox"/> 9 <input type="checkbox"/> 10 <input type="checkbox"/> 11-b
		漢字	<input type="checkbox"/> 漢字力 : 3-4 (p.25)

Week 6

日	クイズ／テスト	授業／準備	宿題
2/15 (月)	第 1 課 (6) <u>単語クイズ 2</u> (読み物2/2)	読み物1 18行目～33行目 (pp.4-5) 覚える: 単語表 : 36-64 (pp.6-7)	<input type="checkbox"/> 1課音読 2 <input type="checkbox"/> 内容質問 : 読み物 6-10 (p.13)
		漢字	<input type="checkbox"/> 漢字力 : 5-6 (P.26)
2/16 (火)	第 1 課 (7)	文法ノート (pp.17-19) 14. だけ{でなく(て)/じゃなく(て)}、～も 15. Nounって 16. ～って{いう/聞く/書く/etc.}	<input type="checkbox"/> Prep HW文法練習1.4 文法力 (pp. 9-11) 奇数だけ <input type="checkbox"/> 12 <input type="checkbox"/> 13 <input type="checkbox"/> 14
		漢字	<input type="checkbox"/> 漢字力 : 7-8 (P.27)
2/17 (水)	第 1 課 (8)	会話文 1 (pp.8-9) 覚える:単語表 : 会話文 1 (p.11) 会話練習 1 (p.14) ペアワーク、ロールプレイ 1 (p.16) 言語ノート : あいづちとフィラー(p.23)	<input type="checkbox"/> 内容質問 : 会話文 1 (p.13) <input type="checkbox"/> 会話練習 1 : 練習問題 (p.14)
		漢字	<input type="checkbox"/> 漢字力 : 9-10 (p.28)
2/18 (木)	第 1 課 (9) <u>単語クイズ 3</u> (会話文)	会話文 2 (p.10) 覚える:単語表 : 会話文 2 (pp.11-12) 会話練習 2 (p.15) ロールプレイ 2 (p.16)	<input type="checkbox"/> 内容質問 : 会話文2 (p.13) <input type="checkbox"/> 会話練習2 : 練習問題 (p.15)
		漢字復習	
2/19 (金)	第 1 課 (1 0) 漢字クイズ ミニビデオプレゼン 2 の準備	復習 ミニビデオプレゼン 2 の準備	<input type="checkbox"/> 第 1 課 文法の復習 <input type="checkbox"/> 日本語ノート

Week 7

日	クイズ／テスト	授業／準備	宿題
2/22 (月)	中間試験の復習 中間試験リスニング	Midterm Exam Listening げんき Lesson 22- Lesson 23の復習 インタビューテストについて	<input type="checkbox"/> Review HW Lesson 22 <input type="checkbox"/> Review HW Lesson 23 <input type="checkbox"/> ミニビデオプレゼン2 ドラフト
		漢字復習	
2/23 (火)	中間試験		
2/24 (水)	第2課 (1) 日本語のスピーチスタイル リサーチプロジェクトについて	本文を読む前に 言語ノート：Sentence Final Particles – Part I (pp. 50-51)	<input type="checkbox"/> 本文を読む前に (pp.26-27)
		漢字表 (p.49), 漢字力 (pp.29-36)	<input type="checkbox"/> 漢字練習シート2.1
2/25 (木)	“Recharge Days” 1 授業はありません		
2/26 (金)	第2課 (2)	<u>文法ノート(pp.43-45)</u> 1. ～なければ{いけない/ならない}/～なくては{いけな い/ならない} 2. など 3. ～は～の一つだ 4. Nounにとって 5. Nounの代わりに 6. ～ため(に) [purpose] 7. ～ため(に) [reason; cause]	<input type="checkbox"/> Prep HW 文法練習2.1 文法力(pp.16-20) <input type="checkbox"/> 2-b 奇数 <input type="checkbox"/> 3 奇数 <input type="checkbox"/> 4 偶数 <input type="checkbox"/> 5 奇数 <input type="checkbox"/> 6 偶数 <input type="checkbox"/> 7-a, 7-b 奇数 <input type="checkbox"/> 日本語ノート
		漢字表 (p.49), 漢字力 (pp.29-36)	<input type="checkbox"/> 漢字練習シート2.2

Week 8

日	クイズ／テスト	授業／準備	宿題
3/1 (月)	第2課(3) <u>単語クイズ1</u> (読み物1/2)	読み物 1行目～24行目 (pp. 28) <u>覚える: 単語表: 1-30 (p.32)</u>	<input type="checkbox"/> 2課音読 1 <input type="checkbox"/> 内容質問: 読み物 1 (p.39) <input type="checkbox"/> ミニビデオプレゼン2 ビデオポスト
		漢字	<input type="checkbox"/> 漢字力: 1-2 (p.37)
3/2 (火)	第2課(4)	<u>文法ノート (pp.45-48)</u> 8. AかBか 10. Nounが見られる 11. Verbようになる 13. ～必要が{ある/はない} 14. ～場合(は/には) 15. A{では/じゃ}なく(て)B	<input type="checkbox"/> Prep HW 文法練習2.2 <u>文法力 (pp.21-25) 奇数だけ</u> <input type="checkbox"/> 8 <input type="checkbox"/> 9 <input type="checkbox"/> 10-b <input type="checkbox"/> 11 <input type="checkbox"/> 12-a <u>文法力 偶数だけ</u> <input type="checkbox"/> 13
		漢字	<input type="checkbox"/> 漢字力: 3-4 (p.38)
3/3 (水)	第2課(5) <u>単語クイズ2</u> (読み物2/2)	読み物 25行目～60行目 (pp.29-30) <u>覚える: 単語表: 30-62 (pp.32-33)</u>	<input type="checkbox"/> 2課音読 2 <input type="checkbox"/> 内容質問: 読み物 2-5 (p.39) <input type="checkbox"/> ミニビデオプレゼン2 コメント
		漢字	<input type="checkbox"/> 漢字力: 5-6 (p.38)
3/4 (木)	第2課(6)	読み物 61行目～80行目 (pp.30-31) 色々なスピーチスタイルの練習 1 (p.36)	<input type="checkbox"/> 内容質問: 読み物 6-8 (p.39) <input type="checkbox"/> 色々なスピーチスタイルの練習1 (p.36)
		漢字	<input type="checkbox"/> 漢字力: 7-8 (p.40)
3/5 (金)	第2課(7)	会話文 1 (p.34) <u>覚える: 単語表: 会話文 1 (p.38)</u> 会話練習 1 (p.40) 色々なスピーチスタイルの練習 2 (pp.36-37) ペアワーク (p.42), ロールプレイ 1 (p.42)	<input type="checkbox"/> 内容質問: 会話文 1 (p.39) <input type="checkbox"/> 会話練習 1: 練習問題 (p.40) <input type="checkbox"/> 色々なスピーチスタイルの練習2 (1)-(2) (pp.36-37) <input type="checkbox"/> リサーチプロジェクト1 <input type="checkbox"/> 日本語ノート
		漢字	<input type="checkbox"/> 漢字力: 9 (p.40-41)

Week 9

日	クイズ／テスト	授業／準備	宿題
3/8 (月)	第2課(8) <u>漢字クイズ</u>	会話文2 単語表：会話文2 (p.38) 会話練習2 (pp.40-41) ロールプレイ 2 (p.42) 復習	<input type="checkbox"/> 内容質問：会話文2 (p.39) <input type="checkbox"/> 会話練習2 (pp.40-41)
3/9 (火)	第2課(9)	復習 インタビューテストの練習	<input type="checkbox"/> 第2課 文法復習
			<input type="checkbox"/> 作文
3/10 (水)	第2課(10) <u>第2課テスト</u>		
3/11 (木)	<u>インタビューテスト1</u> <u>Day 1</u>		
3/12 (金)	<u>インタビューテスト1</u> <u>Day 2</u>		<input type="checkbox"/> リサーチプロジェクト2 <input type="checkbox"/> 日本語ノート

Week 10

日	クイズ／テスト	授業／準備	宿題
3/15 (月)	第3課(1) 日本のテクノロジー ミニビデオプレゼン3 について	本文を読む前に リサーチプロジェクト3の宿題について	<input type="checkbox"/> Learning Support Log 3 <input type="checkbox"/> Interview test self-evaluation <input type="checkbox"/> 本文を読む前に (pp.54-55)
		漢字表 (p.74), 漢字力 (pp.42-49)	<input type="checkbox"/> 漢字練習シート3.1
3/16 (火)	第3課(2)	文法ノート (pp.68-69) 1. ～他に(も); ～他(に)は 2. (～と)同じ{くらい/ぐらい} 4. それに 5. ～(の)なら	<input type="checkbox"/> Prep HW 文法練習3.1 文法力 (pp.29-33) <input type="checkbox"/> 2 奇数 <input type="checkbox"/> 3 奇数 <input type="checkbox"/> 4 偶数 <input type="checkbox"/> 5-b 奇数 <input type="checkbox"/> 6 奇数
		漢字表 (p.74), 漢字力 (pp.42-49)	<input type="checkbox"/> 漢字練習シート3.2
3/17 (水)	第3課(3) 単語クイズ1 (読み物1/2)	読み物 1行目～29行目 (p.57) 覚える：単語表：1-34 (p.59)	<input type="checkbox"/> 3課音読 1 <input type="checkbox"/> 内容質問：読み物1-4 (p.64) <input type="checkbox"/> Learning Support Log 3 コメント
			<input type="checkbox"/> 漢字力：1-2 (p.50)
3/18 (木)	第3課(4)	文法ノート (pp.70-71) 6. ～として 7. Verb-non-pastことになっている 8. ～をしているNoun；～をしたNoun 9. ～てくる；～ていく	<input type="checkbox"/> Prep HW 文法練習3.2 文法力 (pp. 33-34) 奇数だけ <input type="checkbox"/> 6 <input type="checkbox"/> 7-b <input type="checkbox"/> 8 <input type="checkbox"/> 9-a <input type="checkbox"/> 9-b
		漢字	<input type="checkbox"/> 漢字力：5-6 (pp.52-53)
3/19 (金)	第3課(5) 単語クイズ2 (読み物2/2)	読み物 30行目～65行目 (pp.56-57) 覚える：単語表：35-59 (pp.59-60) 考えてみよう (p.58)	<input type="checkbox"/> 3課音読 2 <input type="checkbox"/> 内容質問：読み物 5-10 <input type="checkbox"/> 考えてみよう (p.58) <input type="checkbox"/> リサーチプロジェクト3
		漢字	<input type="checkbox"/> 漢字力：7-8 (pp.53-54)

Week 11

日	クイズ/テスト	授業/準備	宿題
3/22 (月)	第3課 (6)	文法ノート (pp.72-73) 11. ~ように{頼む/言う} 12. ~て{くれる/くれない/もらえる/もらえない} 13. Verb-non-pastようにする 14. ~かな(あ) 15. なるべく	<input type="checkbox"/> Prep HW 文法練習3.3 文法力 (pp. 35-39) <input type="checkbox"/> 10-b 奇数 <input type="checkbox"/> 11 奇数 <input type="checkbox"/> 12 奇数 <input type="checkbox"/> 13-b 偶数 <input type="checkbox"/> 14 奇数
		漢字	<input type="checkbox"/> 漢字力 : 9 (p.54)
3/23 (火)	第3課 (7) <u>単語クイズ3</u> (会話文)	会話文 1 (p.61) <u>覚える: 単語表: 会話文 1、2、3 (p.63)</u> 言語ノート: カタカナ語 (p.75)	<input type="checkbox"/> 内容質問: 会話文1 (p.64) 言語ノート: カタカナ語 (p.75) <input type="checkbox"/> 1) a-c <input type="checkbox"/> 2) a-c <input type="checkbox"/> 3) a-c <input type="checkbox"/> 英語→カタカナ a-c
		漢字復習	
3/24 (水)	第3課 (8) <u>漢字クイズ</u>	会話文 2 (pp.61-62) 会話練習 1 (p.65) ロールプレイ 1 (p.67) 会話文 3 (p.62) 会話練習 2 1 (p.665) ロールプレイ 2 (p.67)	<input type="checkbox"/> 内容質問: 会話文2 (p.64) <input type="checkbox"/> 内容質問: 会話文3 (p.64) <input type="checkbox"/> 会話練習1: 練習問題 (p.65) <input type="checkbox"/> 会話練習2: 練習問題 (p.665)
3/25 (木)	"Recharge Days" 2 授業はありません		
3/26 (金)	第3課 (9) ミニビデオプレゼン3 の準備	復習	<input type="checkbox"/> 第3課 文法復習 <input type="checkbox"/> 教科書ペアワーク (p.67) <input type="checkbox"/> リサーチプロジェクト4 <input type="checkbox"/> 日本語ノート
		ミニビデオプレゼン3の準備	

Week 12

日	クイズ／テスト	授業／準備	宿題
3/29 (月)	第3課(10) 第3課テスト		❑ ミニビデオプレゼン3 ドラフト
3/30 (火)	第4課(1) 日本のスポーツ	本文を読む前に リサーチプロジェクト5の宿題について	❑ 本文を読む前に (pp.78-79)
		漢字表 (p.96), 漢字力 (pp.56-57)	❑ 漢字練習シート 4.1
3/31 (水)	第4課(2) インタビューテスト 2について	文法ノート(pp.90-92) 1. 毎～のように 2. Sentenceと{考えられている/思われている} 4. まず 6. Verb-non-pastように 8. Sentence{の/ん}{ではないだろうか/ではないで しょうか/じゃないかな} 9. ～ず(に)	❑ Prep HW 文法練習4.1 文法力(pp.43-46) 奇数だけ ❑ 2 ❑ 3-a, 3-b ❑ 4 ❑ 5-a, 5-b ❑ 6
		漢字表 (p.96), 漢字力 (pp.56-57)	❑ 漢字練習シート 4.2
4/1 (木)	第4課(3) 単語クイズ1 (読み物1/2)	読み物 1行目～23行目 覚える: 単語表: 1-42 (pp.81-82)	❑ 4課音読 1 ❑ 内容質問: 読み物 1-5 (p.86)
		漢字	❑ 漢字力: 1-2 (p.63)
4/2 (金)	第4課(4) 単語クイズ2 (読み物2/2)	読み物 24行目～43行目 覚える: 単語表: 43-66 (p.82)	❑ 4課音読 2 ❑ 内容質問: 読み物 6-14 (p.86) ❑ リサーチプロジェクト5 ❑ 日本語ノート
		漢字	❑ 漢字力: 3-4 (p.64)

Week 13

日	クイズ／テスト	授業／準備	宿題
4/5 (月)	第4課(5)	文法ノート(pp. 93-95) 13. ～ん{だけど/ですが} 14. それで 15. Question word～ても 16. ～うちに 17. できれば； できたら 18. ～たばかり リサーチプロジェクト6の宿題について	<input type="checkbox"/> Prep HW 文法練習4.2 文法力(pp.47-51) 奇数だけ <input type="checkbox"/> 7 <input type="checkbox"/> 8-b <input type="checkbox"/> 9 <input type="checkbox"/> 10 <input type="checkbox"/> 11 <input type="checkbox"/> 12 <input type="checkbox"/> ミニビデオプレゼン3 ビデオポスト
		漢字	<input type="checkbox"/> 漢字力：5-6 (p.65)
4/6 (火)	第4課(6)	会話1-2 (pp.83-84) 覚える：単語表：会話文1, 2, 3 (p.85) 会話練習2 (p.88) ロールプレイ2 (p.89) 言語ノート：が and けれども Sentences (f) - (l) (p.126)	<input type="checkbox"/> 内容質問：会話文 1-2 (p.86) <input type="checkbox"/> 会話練習2：練習問題 (p.88) <input type="checkbox"/> ミニビデオプレゼン3 コメント
		漢字	<input type="checkbox"/> 漢字力：7-8 (pp.65-66)
4/7 (水)	第4課(7)	会話3(p.84) 会話練習12 (p.878) ロールプレイ1 (p.89)	<input type="checkbox"/> 内容質問：会話文 3 (p.86) <input type="checkbox"/> 会話練習1：練習問題 (p.87)
		漢字	<input type="checkbox"/> 漢字力：9-10 (pp.66-67)
4/8 (木)	第4課(8)	復習	
		漢字復習	
4/9 (金)	第4課(9) 漢字クイズ	復習 インタビューテスト2の練習	<input type="checkbox"/> リサーチプロジェクト6 <input type="checkbox"/> 日本語ノート

Week 14

日	クイズ／テスト	授業／準備	宿題
4/12 (月)	第4課 (10)	復習	☐ 第4課 文法復習
		作文	
4/13 (火)	第4課 (11) 第4課テスト		
4/14 (水)	第2課～第4課 復習	復習 インタビューテストの練習	☐ 第2課 文法復習 ☐ 第3課 文法復習
4/15 (木)	インタビューテスト2 Day 1		
4/16 (金)	インタビューテスト2 Day 2		☐ 日本語ノート

Week 15

日	クイズ／テスト	授業／準備	宿題
4/19 (月)	発表 1日目		☐ リサーチプロジェクト7 ☐ Interview test self-evaluation ☐ SPOT 90 + Grammar 90 + Kanji 50
4/20 (火)	発表 2日目		☐ Learning Support Log 4
4/21 (水)	期末試験 作文	期末試験 作文 コースエバリュエーション	☐ Learning Support Log 4 Comment ☐ 第4課 文法復習

期末試験：『とびら』第2，3，4課

Final Exam: Group 14D – Monday, 12/14 @ 3:00 PM - 5:00 PM

<https://registrar.ufl.edu/soc/202008/finalexamschedule>