








## Course Objectives

This course is a continuation of JPN 1131 Beginning Japanese 2 and covers “*Genki II*” Lessons 15 through 21. It is designed to further enhance students’ four language skills in listening, speaking, reading and writing. Moreover, this course will prepare students to demonstrate their proficiencies across the three communication modes: interpretive, interpersonal, and presentational. Students will learn to invite friends to do something, talk about hopes and wishes, as well as speak respectfully and modestly, and more. Approximately 100 additional kanji will also be learned. By the end of the course, students are expected to reach an intermediate-low, or higher, level of proficiency as defined by the ACTFL (American Council on the Teaching of Foreign Languages) Proficiency Guidelines. You must attain a letter grade of C or higher, which is a composite score of 73 or higher, or instructor's permission to continue in JPN 2231.

Four Language Skills				Three Modes of Communication		
				 Interpretive	 Interpersonal	 Presentational

Images retrieved from <http://site.ccsdlanguages.org/programs/latin/66-language-proficiency>.

### Prerequisites:

In order to take this course, two semesters of university-level study of Beginning Japanese (JPN 1130, 1131 at UF), or the equivalent, are required. You must have attained a grade of C or higher in JPN 1131 or the instructor’s permission to enroll in this course.

If you are a new student in the Japanese language program at the University of Florida, you must take and pass the placement exam in order to be allowed to enroll by your instructor, space permitting. The registration form is available at <https://languages.ufl.edu/academics/ilc-languages/japanese-studies/>. The placement exam will be given only on Wednesday, August 21, 2018, from 2:00 – 6:00 p.m. in 302 Pugh Hall. You will be given an appointment for the oral interview as well as the written exam after you register. You must register for this exam with Prof. Sano ([rsano@ufl.edu](mailto:rsano@ufl.edu)) by 4:00 p.m. Tuesday, August 20. Please see your instructor on the first day of class if you have not already registered for the placement exam.

## INSTRUCTORS

Ryosuke Sano Office & Phone: 334 Pugh Hall, 352-392-1581

Email: [rsano@ufl.edu](mailto:rsano@ufl.edu)

Office Hours: M 7<sup>th</sup> & 8<sup>th</sup> period; R 7<sup>th</sup> period

Yasuo Uotate Office & Phone: 333 Pugh Hall, 352-392-7138

Email: [yuotate@ufl.edu](mailto:yuotate@ufl.edu)

Office Hours: M 7th period, T 7th & 8th period

## SECTIONS

Class #	Period	Day	Time	Room	Instructor
15650	3	MTWRF	9:35-10:25	MAT 0006	Ryosuke Sano
15651	5	MTWRF	11:45-12:35	MAT 0014	Yasuo Uotate
15649	6	MTWRF	12:50-1:40	MAT 0014	Yasuo Uotate

## COURSE MATERIALS

### Required:

- Banno, E., Ikeda, Y., Ohno, Y., Shinagawa, C., Tokashiki, K. (2011). *GENKI II: An Integrated Course in Elementary Japanese. Second Edition*. Tokyo: The Japan Times, ISBN: 978-4789014434.
- Banno, E., Ikeda, Y., Ohno, Y., Shinagawa, C., Tokashiki, K. (2011). *GENKI II: An Integrated Course in*

*Elementary Japanese Workbook. Second Edition.* Tokyo: The Japan Times, ISBN: 978-4789014441.

All books should come with an accompanying CD, which you will need to use for your class preparation and homework.

**Recommended:**

1. Banno, E., Ikeda, Y., Shinagawa, C., Tokashiki, K., Tajima, K. (2009). *Kanji Look and Learn*. Tokyo: The Japan Times, ISBN: 978-4789013499.
2. Banno, E., Ikeda, Y., Shinagawa, C., Tokashiki, K., Tajima, K. (2009). *Kanji Look and Learn Workbook*. Tokyo: The Japan Times, ISBN: 978-4789013505.
3. Makino, S., Tsutsui, M. (1989). *A Dictionary of Basic Japanese Grammar*. Tokyo: The Japan Times, ISBN: 978-4789004541.

**Dictionaries:**

If you already have a dictionary, you can use it, or use an online dictionary such as:

1. jisho.org: <https://jisho.org>
2. Jim Breen's WWW JDIC: <http://nihongo.monash.edu/cgi-bin/wwwjdic?1C>
3. Online Japanese Accent Dictionary (OJAD)
  - a. [OJAD](#)
  - b. [Prosody Tutor Suzuki-kun](#)

**Useful Links and Apps:**

1. Genki-Online: [http://genki.japantimes.co.jp/index\\_en](http://genki.japantimes.co.jp/index_en)
  - a. Genki App: Vocab Cards, Kanji Cards, Conjugation Cards

**REQUIRMENTS AND POLICIES**

**1. Preparation for the class**

The daily schedule, which follows below, is designed for you to prepare the materials indicated for a given date BEFORE the class meets. You are expected to come to class well prepared so that you will be ready to participate in communication activities in a meaningful context with your instructor and classmates. This is an intensive language course for which you will receive five credit hours. Therefore, you are expected to study for the course at least two hours every day. These two hours include time for you to:

- |   |                                       |
|---|---------------------------------------|
| 1) read the textbook carefully,         | 5) memorize the required dialogue,    |
| 2) complete Prep HW,                    | 6) memorize vocabulary and kanji, and |
| 3) do the textbook activities,          | 7) review materials.                  |
| 4) complete other homework assignments, |                                       |

Read the assigned pages carefully, listen to the audio files online, and bring any questions you had while studying for the class since they may benefit your classmates as well! Completing homework alone is not sufficient preparation to perform well in class. If you do not know how to prepare for the class, please ask the instructor or refer to the study guide in the course packet.

**2. Attendance and participation**

Attendance and active participation in class are mandatory and will be recorded at each class session. Foreign language learning is a cumulative process, and it is very important that you come to class and practice Japanese every day. Grading criteria for participation will be on a 10-point scale. To receive full participation credit, you must show evidence of preparation for class. However, this is not to say that you cannot make mistakes; trial

and error is the only way to learn how to use the language, and you are encouraged to try out the new structures, make errors, and learn from them. Active participation that shows your effort will count towards the participation grade. On the contrary, no participation will seriously hurt your participation grade. You will receive 0 points when you are absent from a class.

Grading criteria for attendance and participation (daily grade)

A+	10	= Excellent performance
A	9	= Strong performance; well-prepared with a few minor mistakes
B	8	= Fair performance; prepared with some mistakes or weakness
C	7	= Weak or unsatisfactory performance; evidently unprepared
	0	= Absent

\*In order to get 9 or 10, your overall performance needs to be very good. This includes doing well on dialogue performance, vocabulary and characters for the day.

Students are permitted three unexcused absences during the semester. At the 4<sup>th</sup> absence, you will lose 3% from the final grade. Every absence thereafter results in minus 1% deducted from your final grade unless the absence is a documented excuse. In the event your unexcused absences exceed 10 times, you will automatically fail the course. Absences will be excused only in accordance with UF policy. Acceptable documented excuses include illness, religious holidays, and military obligation:

<https://catalog.ufl.edu/ugrad/current/regulations/info/attendance.aspx>.

For an excused absence: You need to contact the office of the Dean of Students at [dsocares@dso.ufl.edu](mailto:dsocares@dso.ufl.edu) by email or call 352-294-2273 to request assistance by phone. The office of the Dean of Students will alert your instructor and certify the related documentation. Students who are registered with Dean of Students office and Disability Resource Center are responsible for providing related documentation.

Please be punctual because you may miss important information and distract your classmates. If you are late to class, you will not be given extra time to complete the exams and quizzes. If you are more than three minutes late three times without your instructor's consent, they will be counted as one absence. If you are more than 30 minutes late, it will also be considered as one absence.

If you are late or miss class for any reason, it is your responsibility to contact your instructor or ask your classmates to know what you have missed and what you need to do for the following day.

### 2.1. Policy Regarding Make-Up Quizzes or Exams

Make-up quizzes or exams may be scheduled ONLY when pre-approved by the instructor, or in the case of documented illness or emergency. It is your responsibility to contact your instructor immediately after returning to class and schedule make-up quizzes/exams within 2 class days, or no make-up will be allowed.

## 3. Homework

Students will be assigned to prepare for class each day and expected to complete all homework assignments. Put all your homework on the instructor's desk before class begins on the due date it is scheduled on the syllabus. Regular daily homework must be stapled with your full name and assigned date at the top of the first page.

No late assignments will be accepted without written evidence of illness or emergency, except in the case that you notify your instructor in advance that you must be absent from class the day an assignment is due. It is required that you turn the homework in ahead of time to receive full credit.

Grading criteria for homework

1pt. =	All assigned sections of the homework must be completed using the new patterns without any blanks or incomplete sentences, and carefully self-corrected using the Answer Key.
0 pt. =	You will not get a point if your homework is not complete or for any of the following reasons: a. No homework or late homework b. Missing or incomplete sections c. No corrections or missing self-correction (even if partial)

Note that 1pt. is the maximum point you can receive for each category (a workbook page, writing/composition practice, etc.). In addition to on-time delivery of assignments, quality will also be evaluated. There is no partial point.

If you have a specific question or exercise that you want your instructor to check, please make a note of it. Otherwise, the instructor will spot-check students' self-corrected homework.

### 3.1. Prep HW (Preparation Homework)

Please submit your Prep HW on e-Learning before class, for example, by 9:35 am if you are in the 3<sup>rd</sup> period class. You don't have to turn in a printed copy. Read the textbook carefully and complete Prep HW first before doing other assignments. Make sure that you focus on materials of the day which is indicated in the name of its Canvas Quiz. Prep HW will give you a good starting foundation of the specific materials you are going to learn and practice at home and then in the classroom.

For Question 1 of Prep HW, please don't write the same thing over and over. For example, you cannot write, "I learned how to ABC. The most important is to keep practicing this structure and incorporate it in daily conversations in Japanese." every time. Each completed Prep HW is considered as 1 point as the homework policy describes above. For example, you might get 2/3 points for a Canvas Quiz, but as long as you complete Prep HW as instructed, you don't have to worry about missing Canvas Quiz points.

### 3.2. Homework Self-Correction

Homework is always to be self-corrected using the Answer Key. You must use a different color ink (any color but red) to do self-correction so it will be easy for the instructor to see. You can find the Answer Key in "Files" on e-Learning.

Please put a check mark next to every single item or make a correction. Each day the homework Answer Key includes at least one wrong answer that should be quite obvious. Please identify and mark those wrong answers when you do self-correction. Otherwise you will not receive homework credit.

### 3.3. Quiz Self-Correction (Bonus Point)

Upon return of a quiz in class, you may do self-correction and turn it in the following day as a part of homework. If you can correct ALL errors on quizzes, 1 point will be added to the quiz score. Please write SC (self-corrected) at the top of the first page. Do not staple the self-corrected quiz to the regular homework.

## 4. Japanese speaking policy in class

You have a very limited exposure to Japanese outside of the class, and it is very important that you make every use of the precious opportunities to speak Japanese in class. Therefore, **you are required to speak only Japanese in class.** You will sign an honor pledge at the beginning of the term regarding speaking only Japanese

in class. You have been explicitly taught how to ask permission to speak English (英語で質問があります Or 英語で話してもよろしいでしょうか), if it becomes absolutely necessary. Please understand that if the instructor denies permission, it is for a specific reason that will be explained to you after class. A limited amount of English will be used by the instructor to explain grammar in class, at the discretion of the instructor.

## **OTHER POLICIES AND LINKS**

### **1. Class Demeanor**

Students are expected to arrive to class on time and behave in a manner that is respectful to the instructor and to fellow students. Please avoid the use of cell phones and restrict eating to outside of the classroom. Opinions held by other students should be respected in discussion, and conversations that do not contribute to the discussion should be held at minimum, if at all.

### **2. University Honesty Policy**

UF students are bound by The Honor Pledge which states, “We, the members of the University of Florida community, pledge to hold ourselves and our peers to the highest standards of honor and integrity by abiding by the Honor Code. On all work submitted for credit by students at the University of Florida, the following pledge is either required or implied: “On my honor, I have neither given nor received unauthorized aid in doing this assignment.” The Honor Code (<https://sccr.dso.ufl.edu/students/student-conduct-code/>) specifies a number of behaviors that are in violation of this code and the possible sanctions. Furthermore, you are obligated to report any condition that facilitates academic misconduct to appropriate personnel. If you have any questions or concerns, please consult with the instructor or TAs in this class.

### **3. Accommodations**

Students requesting classroom accommodation must first register with the Dean of Students Office. The Dean of Students Office will provide documentation to the student who must then provide this documentation to the Instructor when requesting accommodation. For more information, see <https://disability.ufl.edu/>.

- Resources Available for Students

#### **HEALTH AND WELLNESS**

- U Matter, We Care: [umatter@ufl.edu](mailto:umatter@ufl.edu); 392-1575
- Counseling and Wellness Center: <https://counseling.ufl.edu/>; 392-1575
- Sexual Assault Recovery Services (SARS): Student Health Care Center; 392-1161
- University Police Department: <http://www.police.ufl.edu/> ; 392-1111 (911 for emergencies)

#### **ACADEMIC RESOURCES**

- e-Learning technical support: [helpdesk@ufl.edu](mailto:helpdesk@ufl.edu); <https://elearning.ufl.edu/student-help-faqs/> ; 352-392-4357
- Career Resource Center: Reitz Union; <http://www.crc.ufl.edu/> ; 392-1601
- Library Support: <http://cms.uflib.ufl.edu/ask>
- Teaching Center: Broward Hall; 392-2010 or 392-6420

### **4. Course Evaluation**

Students are expected to provide professional and respectful feedback on the quality of instruction in this course by completing course evaluations online via GatorEvals. Guidance on how to give feedback in a professional and respectful manner is available at <https://gatorevals.ua.ufl.edu/students/>. Students will be notified when the

**Fall 2019 Course Syllabus**

evaluation period opens, and can complete evaluations through the email they receive from GatorEvals, in their Canvas course menu under GatorEvals, or via <https://ufl.bluera.com/ufl/>. Summaries of course evaluation results are available to students at <https://gatorevals.aa.ufl.edu/public-results/>.

**EVALUATION**

Attendance and Participation (Daily Grade)	10%
Homework	12%
Vocabulary and Kanji Quiz*	13%
Lesson Test (x6)	30%
Interview Test	5%
Presentation & Skit	10%
Mid-term Exam	10%
Final Exam	10%
Total	100%

\* One lowest vocabulary/kanji quiz scores will be dropped at the end of the term.

**Grading Scale (& GPA equivalent):**

A	A-	B+	B	B-	C+	C	C-	D+	D	D-	E
100-93	92-90	89-87	86-83	82-80	79-77	76-73	72-70	69-67	63-66	62-60	59-
(4.0)	(3.67)	(3.33)	(3.0)	(2.67)	(2.33)	(2.0)	(1.67)	(1.33)	(1.0)	(0.67)	(0)

**Note:** A grade of C- is not a qualifying grade for major, minor, Gen Ed, or College Basic distribution credit. For further information on UF's Grading Policy, see:


<https://catalog.ufl.edu/ugrad/current/regulations/info/grades.aspx>; <http://www.isis.ufl.edu/minusgrades.html>

## DAILY SCHEDULE

## Abbreviations:

TB: Textbook	JWS: Japanese Writing System	HW: Homework
WB: Workbook	CG: Conversation and Grammar	Prep HW: Preparation Homework
	RW: Reading and Writing	Review HW: Review Homework

## Important Notes:

- If you can prepare for class well, you can fully enjoy class activities.
- Whenever you see an audio recording mark, , during your class preparation, make sure you listen to the audio file and practice speaking it out loud. Making this a part of your study habits can immensely benefit you by greatly increasing your pronunciation and overall Japanese language skills.

Week 1				
Date	Notes (Quiz/Test, etc.)	Preparation (Materials to be studied in preparation for class)		HW (Materials to be turned in)
		CG	RW	
T 8/20	<u>Day 1</u> Introduction to the class	Review of JPN 1131 Materials About Your Summer Vacation	Review of JPN 1131 Materials	- Learning Support Log 1
W 8/21	<u>Lesson 15 [1]</u> CG L15: A Trip to Nagano	1. Volitional Form (p. 78), <a href="#">Video</a> > > > Practice I (pp. 84-85) Expression Notes: ～目 (p. 83)	RW L15: My Favorite Place 死意味 (p. 288)	- Prep HW 15.1 - WB CG1 (p. 28) - Kanji Worksheet 15.1
R 8/22	<u>Lesson 15 [2]</u> <b>L15 Vocab Quiz 1: Nouns (p. 76)</b>	2. Volitional Form + と思っています (p. 79), <a href="#">Video</a> > > > Practice II (pp. 86-87) Memorize: Nouns (p. 76)	注夏魚 (p. 288)	- Prep HW 15.2 - WB CG2 (p. 29) - Kanji Worksheet 15.2
F 8/23	<u>Lesson 15 [3]</u> <b>L15 Vocab Quiz 2: い-Adjective, U-, Ru-, and Irregular Verbs, Adverbs and Other Expressions (pp. 76-77)</b>	3. ～ておく (p. 80), <a href="#">Video</a> > > > Practice III (pp. 87-88) Culture Note: Japanese Accommodations (p. 81) Memorize: い-Adjective, U-, Ru-, and Irregular Verbs, Adverbs and Other Expressions (pp. 76-77)	寺広転 (pp. 288-289)	- Learning Support Log 1 Comments - Prep HW 15.3 - WB CG3 (p. 30) - Kanji Worksheet 15.3



Week 2				
Date	Notes (Quiz/Test, etc.)	Preparation (Materials to be studied in preparation for class)		HW (Materials to be turned in)
		CG	RW	
M 8/26	<u>Lesson 15 [4]</u>	4. Using Sentence to Qualify Nouns (pp. 80-81), <a href="#">Video</a> >>> Practice IV. A-D (pp. 88-91) Performance: Dialogue III Lines 1-4, up to “ええ、どうぞ。” (p. 74)	借走建 (p. 289)	- Prep HW 15.4 - WB CG4 (p. 31) - Kanji Worksheet 15.4
T 8/27	<u>Lesson 15 [5]</u>	Review 4. Using Sentence to Qualify Nouns (pp. 80-81), <a href="#">Video</a> >>> Practice IV. E-F (pp. 91-93) Expression Notes: Short present + 予定です, 見える/見られる (pp. 82-83) Performance: Dialogue III Lines 4-7, from Line 4 “これ、美術館...” (pp. 74-75)	地場足通 (p. 289) Review >>> RW I. 漢字の練習 (p. 290) 読み物 >>> RW II. 私が好きな所 A, B. 1. 広島と宮島 (pp. 290-292)	- WB CG5 (p. 32) - Kanji Worksheet 15.5 - WB RW2 (p. 114) - TB RW II. C. 1 (p. 293)
W 8/28	<u>Lesson 15 [6]</u> <b>L15 Kanji Quiz</b>	Review >>> Practice V (pp. 93-94) Expression Notes: The use of short forms in casual speech, ～けど and ～が (p. 82) Performance: Dialogue I Lines 1-4 (p. 74)	読み物 >>> RW II. 私が好きな所 (pp. 290-294)	- WB CG6: Listening Comprehension (p. 33) - TB RW II. C. 2-3, D (pp. 293-294) – About C #2, just write down your questions.
R 8/29	<u>Lesson 15 [7]</u> About Project (Lessons 15-16) Project Preparation 1: Brainstorming	Review Performance: Dialogue I Lines 5-8 (p. 74) Useful Expressions: At the Hotel (p. 95) – For Your Information	Review	- WB CG7 (p. 34) - TB RW III. 書く練習 (p. 294) – More than 10 sentences, double-spaced
F 8/30	<u>Lesson 15 [8]</u> <b>Lesson 15 Test</b> Lesson 16 Preview			- Review HW Lesson 15



Week 3				
Date	Notes (Quiz/Test, etc.)	Preparation (Materials to be studied in preparation for class)		HW (Materials to be turned in)
		CG	RW	
M 9/2	Labor Day – No Class			
T 9/3	<u>Lesson 16 [1]</u> CG L16: Lost and Found	1.a. ～てあげる/くれる (pp. 100-101), <a href="#">Video: ～てあげる</a> , <a href="#">video: ～てくれる</a> >>> Practice I. A-D (pp. 108-109) Expression Notes: おごる (p. 107) Performance: Dialogue III Lines 1-3 (p. 97)	RW L16: The Manga <i>Doraemon</i> 供世界 (p. 295)	- Prep HW 16.1a - WB CG1. I only (p. 35) - Kanji Worksheet 16.1 - Project 1 <sup>st</sup> Draft
W 9/4	<u>Lesson 16 [2]</u> <b>L16 Vocab Quiz 1: Nouns, い-Adjective (p. 98)</b> Project Preparation 2: Peer Feedback 1	1.b. ～てもらう (pp. 100-101), <a href="#">Video</a> >>> Practice I. C-G (pp. 109-111) Memorize: Nouns, い-Adjective (p. 76)	全部始 (p. 295)	- Prep HW 16.1b - WB CG1. II (p. 35) - WB CG2 (p. 36) - Kanji Worksheet 16.2
R 9/5	<u>Lesson 16 [3]</u>	2. ～ていただけませんか (p. 102), <a href="#">Video</a> >>> Practice II (p. 112) Performance: Dialogue I Lines 5-7, from Line 5 “あの、先生...” (p. 96)	週以考 (pp. 295-296)	- Prep HW 16.2 - WB CG3 (p. 37) - Kanji Worksheet 16.3
F 9/6	<u>Lesson 16 [4]</u> <b>L16 Vocab Quiz 2: U-, Ru-Verbs (pp. 98-99)</b>	3. ～といい (p. 103), <a href="#">Video</a> >>> Practice III (pp. 113-114) Memorize: U-, Ru-Verbs (pp. 98-99)	開屋方 (p. 296)	- Prep HW 16.3 - WB CG4 (p. 38) - Kanji Worksheet 16.4

Week 4				
Date	Notes (Quiz/Test, etc.)	Preparation (Materials to be studied in preparation for class)		HW (Materials to be turned in)
		CG	RW	
M 9/9	<u>Lesson 16 [5]</u> <b>L16 Vocab Quiz 3: Irregular Verbs and Adverbs and Other Expressions (pp. 98-99)</b>	4. ～時 (pp. 104-106), <a href="#">Video</a> Culture Note: Gift-giving in Japan (p. 117) >>> Practice IV (pp. 114-116) Memorize: Irregular Verbs and Adverbs and Other Expressions (p. 99)	運動教室 (p. 296)	- Prep HW 16.4 - WB CG5 (p. 39) - WB CG6 even #s only (p. 40) - Kanji Worksheet 16.5
T 9/10	<u>Lesson 16 [6]</u>	5. ～てすみませんでした (pp. 106-107), <a href="#">Video</a> >>> Practice V (pp. 116-117) Performance: Dialogue I Lines 1-3 (p. 96)	Review >>> RW I. 漢字の練習 (p. 297) 読み物 >>> RW II. A (p. 298)	- Prep HW 16.5 - WB CG7 (p. 41) - WB RW2 (p. 116) - TB RW II. A (p. 298) - Project 2 <sup>nd</sup> Draft
W 9/11	<u>Lesson 16 [7]</u> <b>L16 Kanji Quiz</b> Project Preparation 3: Peer Feedback 2	Review >>> Practice VIII (p. 117)	読み物 >>> RW II. まんが「ドラえもん」 Lines 1-15 (pp. 297-299)	- WB CG8: Listening Comprehension (p. 42) - WB CG9 (p. 43) - TB RW II. C. 1-3 (p. 299)
R 9/12	<u>Lesson 16 [8]</u>	Review Performance: Dialogue II Lines 1-4 (p. 96) Expression Notes: このぐらいの大きさです (p. 107)	読み物 >>> RW II. まんが「ドラえもん」 Lines 16-35 (pp. 297-300)	- TB RW II. C. 4-7, D-E (pp. 299-300) - Writing/Composition Worksheet
F 9/13	<u>Lesson 16 [9]</u> <b>Lesson 16 Test</b> Lesson 17 Preview Project Preparation 4: Rehearsal			- Review HW Lesson 16

Week 5				
Date	Notes (Quiz/Test, etc.)	Preparation (Materials to be studied in preparation for class)		HW (Materials to be turned in)
		CG	RW	
M 9/16	Lesson 15-16 [1] <b>Project (Lessons 15-16)</b> <b>Presentations Day 1</b>			- Project Final Draft
T 9/17	Lesson 15-16 [2] <b>Project (Lessons 15-16)</b> <b>Presentations Day 2</b>			- Project Final Draft
W 9/18	<u>Lesson 17 [1]</u> CG L17: Grumble and Gossip	1. ～そうです (pp. 122-123), <a href="#">Video</a> >>> Practice I (pp. 129-130) Performance: Dialogue I Lines 1-3 (p. 118)	RW L17: Yoko Ono 歳習主 (p. 301)	- Prep HW 17.1 - WB CG1 I-II (p. 44) - Kanji Worksheet 17.1 - Message Exchange 16-1: Post your revised Lesson 16 Composition on e- Learning and turn in a printed copy.
R 9/19	<u>Lesson 17 [2]</u> <b>L17 Vocab Quiz 1: Nouns</b> <b>(p. 120)</b>	2. ～って (p. 123), <a href="#">Video</a> >>> Practice II (p. 130-131) Culture Note: Japanese Gestures (p. 128) Memorize: Nouns (p. 120)	結婚集 (p. 301)	- Prep HW 17.2 - WB CG1 III (p. 44) - Kanji Worksheet 17.2
F 9/20	<u>Lesson 17 [3]</u>	3. ～たら (pp. 123-125), <a href="#">Video</a> >>> Practice III (pp. 131-132) Performance: Dialogue II Lines 5-7, from Line 5 “忙しすぎて...” (p. 118)	発表品 (pp. 301-302)	- Prep HW 17.3 - WB CG2 (p. 45) - Kanji Worksheet 17.3 - Message Exchange 16-2: Comment on your partner's post (minimum of 5 sentences). Turn in a printed copy.

Week 6				
Date	Notes (Quiz/Test, etc.)	Preparation (Materials to be studied in preparation for class)		HW (Materials to be turned in)
		CG	RW	
M 9/23	<u>Lesson 17 [4]</u>	4. ～なくてもいいです (p. 125), <a href="#">Video</a> >>> Practice IV (pp. 132-133) Performance: Dialogue I Lines 7-10, from Line 7 “私の友だちの...” (p. 118)	字活写真 (p. 302)	- Prep HW 17.4 - WB CG3 (p. 46) - Kanji Worksheet 17.4 - Message Exchange 16-3: Reply to your partner's comment (minimum of 5 sentences). Turn in a printed copy.
T 9/24	<u>Lesson 17 [5]</u> <b>L17 Vocab Quiz 2: い-</b> <b>Adjective, U-, Ru-, and</b> <b>Irregular Verbs (pp. 120-</b> <b>121)</b>	5. ～みたいです (p. 126), <a href="#">Video</a> >>> Practice V (pp. 134-136) Memorize: い-Adjective, U-, Ru-, and Irregular Verbs (pp. 120-121)	歩野 (p. 302)	- Prep HW 17.5 - WB CG4 (p. 47) - Kanji Worksheet 17.5
W 9/25	<u>Lesson 17 [6]</u> About Oral Interview (Lessons 17-18) Oral Interview Practice	6. ～前に/～てから (p. 127), <a href="#">Video</a> >>> Practice VI (pp. 136-137) Performance: Dialogue I Lines 9-12, from Line 9 “ぼく の会社は...” (p. 118)	Review >>> RW I. 漢字の練習 (p. 303) 読み物 >>> RW II. A (p. 304)	- Prep HW 17.6 - WB CG5 (p. 48) - WB RW2 (p. 118) - TB RW II. A (p. 304)
R 9/26	<u>Lesson 17 [7]</u> <b>L17 Kanji Quiz</b>	Review >>> Practice VII (p. 138) Useful Expressions: At the Barber/Beauty Salon (p. 139) – For Your Information	読み物 >>> RW II. オノ・ヨーコ Lines 1-21 (pp. 303-306)	- WB CG6: Listening Comprehension (p. 49) - WB CG7 (p. 50)
F 9/27	<u>Lesson 17 [8]</u> Lesson 18 Preview	Review Performance: Dialogue II Lines 1-3 (p. 118)	読み物 >>> RW II. オノ・ヨーコ Lines 22-36 (pp. 303-306) Writing/Composition Practice	- Review HW Lesson 17 - TB RW II. C (p. 306) - TB RW III. B. 書く練習 (p. 307) – More than 10 sentences, double-spaced

Week 7				
Date	Notes (Quiz/Test, etc.)	Preparation (Materials to be studied in preparation for class)		HW (Materials to be turned in)
		CG	RW	
M 9/30	<u>Lessons 15-17 [1]</u> Review	Lessons 15-17 Review	Lessons 15-17 Review	- Review HW Lesson 15 - Review HW Lesson 16
T 10/1	<u>Lessons 15-17 [2]</u> <b>Mid-Term Exam (Lessons 15-17)</b>			
W 10/2	<u>Lesson 18 [1]</u> CG L18: John's Part-time Job <b>L18 Vocab Quiz 1: U-, Ru-, and Irregular Verbs (pp. 142-143)</b>	1. Transitive Pairs (pp. 144-145), <u>Video</u> > > > Practice I (pp. 150-153) Memorize: U-, Ru-, and Irregular Verbs (pp. 142-143)	RW L18: College Life 目的力 (p. 308)	- Prep HW 18.1 - WB CG1 odd #s only (p. 51) - WB CG2 odd #s only (p. 52) - Kanji Worksheet 18.1
R 10/3	<u>Lesson 18 [2]</u> <b>L18 Vocab Quiz 2: Nouns (p. 142)</b>	2. ～てしまう (pp. 145-146), <u>Video</u> > > > Practice II (p. 153-155) Memorize: Nouns (p. 142)	洋服堂 (p. 308)	- Learning Support Log 2 - Prep HW 18.2 - WB CG 3 (p.53) - Kanji Worksheet 18.2
F 10/4	Homecoming – No Class			

Week 8				
Date	Notes (Quiz/Test, etc.)	Preparation (Materials to be studied in preparation for class)		HW (Materials to be turned in)
		CG	RW	
M 10/7	<u>Lesson 18 [3]</u> <b>L18 Vocab Quiz 3: いゝ-Adjectives, Adverbs and Other Expressions (pp. 142-143)</b>	3. ～と (pp. 146-147), <a href="#">Video</a> >>> Practice III (p. 155-156) Memorize: いゝ-Adjectives, Adverbs and Other Expressions (pp. 142-143)	授業試験 (pp. 308-309)	- Learning Support Log 2 Comments - Prep HW 18.3 - WB CG 4 (p.54) - Kanji Worksheet 18.3
T 10/8	<u>Lesson 18 [4]</u> Oral Interview Practice	4. ～ながら (p. 148), <a href="#">Video</a> >>> Practice IV (pp. 157-158) Expression Notes: おかげ (p. 149) Performance: Dialogue III Lines 1-4 (p. 140)	貸図館 (p. 309)	- Prep HW 18.4 - WB CG 5 (p.55) - Kanji Worksheet 18.4
W 10/9	<u>Lesson 18 [5]</u>	5. ～ばよかったです (pp. 148-149), <a href="#">Video</a> >>> Practice V (pp. 158-160) Performance: Dialogue III Lines 6-9 (p. 141)	終宿題 (p. 309)	- Prep HW 18.5 - WB CG 6 (p.56) - Kanji Worksheet 18.5
R 10/10	<u>Lesson 18 [6]</u> Oral Interview Practice	Review >>> Practice VI (p. 161) Performance: Dialogue I Lines 4-8 (p. 140)	Review >>> RW I. 漢字の練習 (p. 310) 読み物 >>> RW II. 大学生のアルバイト (pp. 310-311)	- WB CG7: Listening Comprehension (p. 57) - WB RW2 (p. 120) - TB RW II (p. 311)
F 10/11	<u>Lesson 18 [7]</u> <b>L18 Kanji Quiz</b>	Review Performance: Dialogue II Lines 1-5 (p. 140) Culture Note: Sushi (p. 163) – For Your Information	読み物 >>> RW III. 橋本くんの大学生活 (pp. 312-313)	- WB CG8 (p. 58) - TB RW III. B-D (pp. 313-314) - Writing/Composition Worksheet

Week 9				
Date	Notes (Quiz/Test, etc.)	Preparation (Materials to be studied in preparation for class)		HW (Materials to be turned in)
		CG	RW	
M 10/14	<u>Lesson 18 [8]</u> <b>Lesson 18 Test</b> Lesson 19 Preview Oral Interview Practice			- Review HW Lesson 18
T 10/15	<u>Lessons 17-18 [1]</u> <b>Oral Interview (Lesson 17-18) Day 1</b>			
W 10/16	<u>Lessons 17-18 [2]</u> <b>Oral Interview (Lesson 17-18) Day 2</b>			
R 10/17	<u>Lesson 19 [1]</u> CG L19: Meeting the Boss <b>L19 Vocab Quiz 1: U-Verbs (pp. 166-167)</b>	1. Honorific Verbs (pp. 168-170), <a href="#">Video</a> > > > Practice I (pp. 174-175) Memorize: U-Verbs (pp. 166-167)	RW L19: Letters and E-mails 春秋冬 (p. 315)	- Prep HW 19.1 - WB CG1 (p. 59) - Kanji Worksheet 19.1 - Message Exchange 18-1: Post your revised Lesson 18 Composition on e- Learning and turn in a printed copy.
F 10/18	<u>Lesson 19 [2]</u> Student-led Activities		卒工研究 (p. 316)	- Kanji Worksheet 19.4 - Oral Interview Transcript/Self Evaluation by the end of the day



Week 10				
Date	Notes (Quiz/Test, etc.)	Preparation (Materials to be studied in preparation for class)		HW (Materials to be turned in)
		CG	RW	
M 10/21	<u>Lesson 19 [3]</u> <b>L19 Vocab Quiz 2: Ru-, Irregular Verbs, Adverbs and Other Expressions (p. 166)</b>	2. Giving Respectful Advice (p. 170), <a href="#">Video</a> >>> Practice II (p. 176) Expression Notes: Honorific forms of nouns and adjectives (p. 173) Memorize: Ru-, Irregular Verbs, Adverbs and Other Expressions (p. 166)	花様不 (p. 315)	- Prep HW 19.2 - WB CG3 (p. 61) - Kanji Worksheet 19.2 - Message Exchange 18-2: Comment on your partner's post (minimum of 5 sentences). Turn in a printed copy.
T 10/22	<u>Lesson 19 [4]</u>	3. ～てくれてありがとう (p. 171), <a href="#">Video</a> >>> Practice III (pp. 177-178) Performance: Dialogue I Lines 1-3 (p. 164)	姉兄漢 (pp. 315-316)	- Prep HW 19.3 - WB CG4 (p. 62) - Kanji Worksheet 19.3
W 10/23	<u>Lesson 19 [5]</u>	4. ～てよかったです (p. 171), <a href="#">Video</a> >>> Practice IV (p. 178) Performance: Dialogue III Lines 1-3, up to Line 3 "...できてよかったよ。" (p. 165)	質問多 (p. 316)	- Prep HW 19.5 - WB CG5 (p. 63) - Kanji Worksheet 19.5 - Message Exchange 18-3: Reply to your partner's comment (minimum of 5 sentences). Turn in a printed copy.
R 10/24	<u>Lesson 19 [6]</u> <b>L19 Vocab Quiz 3: Nouns, い-, な-Adjectives (p. 166)</b>	5. ～はずです (p. 172), <a href="#">Video</a> >>> Practice V (pp. 179-181) Expression Notes:それで/そして/それから (p. 173) Memorize: Nouns, い-, な-Adjectives (p. 166)	Review >>> RW I. 漢字の練習 (p. 317)	- Prep HW 19.6 - WB CG6 (p. 64) - WB RW2 (p. 122)
F 10/25	<u>Lesson 19 [7]</u> <b>L19 Kanji Quiz</b>	Review >>> Practice VII (pp. 181-182) Culture Note: Visiting Someone's House (p. 183)	読み物 >>> RW II. お礼の手紙 (pp. 318-319)	- WB CG7: Listening Comprehension (pp. 65-66) - WB CG8 (p. 67) - TB RW II (p. 318)

Week 11				
Date	Notes (Quiz/Test, etc.)	Preparation (Materials to be studied in preparation for class)		HW (Materials to be turned in)
		CG	RW	
M 10/28	<u>Lesson 19 [8]</u>	Performance: Dialogue II (p. 164) Expression Notes: たら in polite speech (p. 173)	読み物 >>> RW III. マリアさんのメール (pp. 320-321) Writing/Composition Practice	- WB CG2 (p. 60) - TB RW III (p. 321)
T 10/29	<u>Lesson 19 [9]</u> <b>Lesson 19 Test</b> Lesson 20 Preview			- Review HW Lesson 19
W 10/30	<u>Lesson 20 [1]</u> CG L20: Mary's Shopping	1. Extra-modest Expressions (pp. 180-189), <a href="#">Video</a> >>> Practice I (pp. 195-197) Performance: Dialogue I Lines 9-11, up to Line 11 “それは、ちょっと...” (p. 184)	RW L20: A Cat's Plate 皿声茶 (p. 323)	- Prep HW 20.1 - WB CG1 (p. 68) - Kanji Worksheet 20.1
R 10/31	<u>Lesson 20 [2]</u> <b>L20 Vocab Quiz 1: U-, Ru-, and Irregular Verbs (pp. 186-187)</b>	2. Humble Expressions (pp. 189-191), <a href="#">Video</a> >>> Practice II (pp. 197-199) Memorize: U-, Ru-, and Irregular Verbs (pp. 186-187)	止枚両 (p. 323)	- Prep HW 20.2 - WB CG2 (p. 69) - Kanji Worksheet 20.2
F 11/1	<u>Lesson 20 [3]</u>	3. ～ないで (p. 191), <a href="#">Video</a> >>> Practice III (pp. 199-200) Performance: Dialogue II Lines 6-9, from Line 6 “おや、雨...” (pp. 184-185) Review - 2. Humble Expressions (pp. 189-191) >>> Practice II (pp. 197-199)	無払心 (pp. 323-324)	- Prep HW 20.3 - WB CG3 (p. 70) - WB CG5 (p. 72) - Kanji Worksheet 20.3

Week 12				
Date	Notes (Quiz/Test, etc.)	Preparation (Materials to be studied in preparation for class)		HW (Materials to be turned in)
		CG	RW	
M 11/4	<u>Lesson 20 [4]</u> <b>L20 Vocab Quiz 2: Nouns (p. 186)</b>	4. Questions within Larger Sentences (pp. 192-193), <a href="#">Video</a> >>> Practice IV (pp. 200-201) Memorize: Nouns (p. 186)	笑絶対 (p. 324)	- Prep HW 20.4 - WB CG6 (p. 73) - Kanji Worksheet 20.4
T 11/5	<u>Lesson 20 [5]</u> <b>L20 Vocab Quiz 3: い-Adjectives, Adverbs and Other Expressions (pp. 186-187)</b>	5. name という item (p. 193), <a href="#">Video</a> >>> Practice V (p. 202) 6. ～やすい/～にくい (pp. 193-194), <a href="#">Video</a> >>> Practice VI (pp. 203-204) Memorize: い-Adjectives, Adverbs and Other Expressions (pp. 186-187)	痛最続 (p. 324)	- Prep HW 20.5&6 - WB CG7 (p. 74) - Kanji Worksheet 20.5
W 11/6	<u>Lesson 20 [6]</u> About Skit (Lessons 19-21) Skit Preparation	Review >>> Practice VII (pp. 204-206) Performance: Dialogue I Lines 1-4, up to Line 4 “田中と申します。” (p. 184)	Review >>> RW I. 漢字の練習 (p. 325) 読み物 >>> RW II. A (p. 326)	- WB CG4 (p. 71) - WB RW2 (p. 124) - TB RW II. A (p. 326)
R 11/7	<u>Lesson 20 [7]</u> <b>L20 Kanji Quiz</b>	Review	読み物 >>> RW II. 猫の皿 Lines 1-25 (pp. 325-328)	- WB CG8: Listening Comprehension (p. 75) - WB CG9 (p. 76) - TB RW II. C. 1-3 (p. 328)
F 11/8	<u>Lesson 20 [8]</u>	Review Culture Note: Japanese Pop Culture (p. 207) – For Your Information	読み物 >>> RW II. 猫の皿 Lines 26-42 (pp. 325-328)	- TB RW II. C. 4-7 (p. 328) - Writing/Composition Worksheet

Week 13				
Date	Notes (Quiz/Test, etc.)	Preparation (Materials to be studied in preparation for class)		HW (Materials to be turned in)
		CG	RW	
M 11/11	Veterans Day – No Class			
T 11/12	<u>Lesson 20 [9]</u> <b>Lesson 20 Test</b> Lesson 21 Preview			- Review HW Lesson 20
W 11/13	<u>Lesson 21 [1]</u> CG L21: Burglar <b>L21 Vocab Quiz 1: U-, Ru-, and Irregular Verbs (pp. 210-211)</b> Skit Preparation	1. Passive Sentences (pp. 212-214), <a href="#">Video</a> > > > Practice I (pp. 219-220) Memorize: U-, Ru-, and Irregular Verbs (pp. 210-211)	RW L21: Unlucky Ages 信経台風 (p. 330)	- Prep HW 21.1 - WB CG1 (p. 77) - Kanji Worksheet 21.1
R 11/14	<u>Lesson 21 [2]</u>	2. ～である (pp. 214-215), <a href="#">Video</a> > > > Practice II (pp. 221-222) Performance: Dialogue II Lines 1-3 (p. 208)	犬重初 (p. 330)	- Prep HW 21.2 - WB CG4 (p. 80) - Kanji Worksheet 21.2 - Skit 1 <sup>st</sup> Draft
F 11/15	<u>Lesson 21 [3]</u> Skit Preparation	3. ～間に (p. 216), <a href="#">Video</a> > > > Practice III (p. 223) Review - 1. Passive Sentences (pp. 212-214)	若送幸 (pp. 330-331)	- Prep HW 21.3 - WB CG2 (p. 78) - WB CG5 (p. 81) - Kanji Worksheet 21.3

Week 14				
Date	Notes (Quiz/Test, etc.)	Preparation (Materials to be studied in preparation for class)		HW (Materials to be turned in)
		CG	RW	
M 11/18	<u>Lesson 21 [4]</u> <b>L21 Vocab Quiz 2: Nouns, いゝ and な-Adjectives (p. 210)</b>	4. adjective + する (pp. 216-217), <a href="#">Video</a> >>> Practice IV (pp. 223-224) Review - 1. Passive Sentences (pp. 212-214) - Passive and 〜てもらふ Memorize: Nouns, いゝ- and な-Adjectives (p. 210)	計遅配 (p. 331)	- Prep HW 21.4 - WB CG3 (p. 79) - WB CG6 (p. 82) - Kanji Worksheet 21.4
T 11/19	<u>Lesson 21 [5]</u> Skit Preparation	5. 〜てほしい (pp. 217-218), <a href="#">Video</a> >>> Practice V (pp. 224-226) Performance: Dialogue III Lines 1-3 (p. 209)	弟妹 (p. 331)	- Prep HW 21.5 - WB CG7 (p. 83) - Kanji Worksheet 21.5
W 11/20	<u>Lesson 21 [6]</u> <b>L21 Kanji Quiz</b>	Review >>> Practice VI (pp. 226-227) Performance: Dialogue I (p. 208) Expression Notes: バイトでためたお金もないです (p. 218)	Review >>> RW I. 漢字の練習 (p. 332) 読み物 >>> RW II. A (p. 333)	- WB CG8: Listening Comprehension (p. 84) - WB RW2 (p. 126) - TB RW II. A (p. 323) - Skit 2 <sup>nd</sup> Draft
R 11/21	<u>Lesson 21 [7]</u> <b>L21 Kanji Quiz</b> Skit Preparation	Review Culture Note: Religion in Japan – Shinto and Buddhism (p. 72)	読み物 >>> RW II. 厄年 Lines 1-20 (pp. 332-335)	- WB CG9 (p. 85) - TB RW II. C. 1, 3-4 (p. 335)
F 11/22	<u>Lesson 21 [8]</u>	Review	読み物 >>> RW II. 厄年 Lines 21-37 (pp. 332-335) Writing/Composition Practice	- TB RW II. C. 2, 5-9 (p. 335) - TB RW III. A. 書く練習 (p. 335) – More than 10 sentences, double-spaced

Week 15				
Date	Notes (Quiz/Test, etc.)	Preparation (Materials to be studied in preparation for class)		HW (Materials to be turned in)
		CG	RW	
M 11/25	<u>Lessons 19-21 [1]</u> <b>Skit (Lessons 19-21)</b> <b>Performances</b>			- Skit Final Draft
T 11/26	<u>Lesson 21 [9]</u> <b>Lesson 21 Test</b>			- Review HW Lesson 21
W 11/27	Thanksgiving break – No Class			
R 11/28				
F 11/29				

Week 16				
Date	Notes (Quiz/Test, etc.)	Preparation (Materials to be studied in preparation for class)		HW (Materials to be turned in)
		CG	RW	
M 12/2	<u>Lessons 18-21 [3]</u> Review	Lesson 18 Review	Review	- Learning Support Log 3 - Review HW Lesson 18 - <a href="#">SPOT90</a> (Use a different email address if you have taken SPOT 90 before.) -
T 12/3	<u>Lessons 18-21 [4]</u> Review <b>Writing/Composition Test</b> <b>- 25 Min (Lessons 18-21)</b>	Lesson 19 Review	Review	- Review HW Lessons 19 - Nengajo to a volunteer - See Page 322 for “Useful Expressions for Greeting Cards.
W 12/4	<u>Lessons 18-21 [5]</u> Review <b>Final Exam Listening Section (Lessons 18-21)</b> Overall Review Course Evaluation Last day of classes	Lessons 20-21 Review	Review	- Learning Support Log 3 Comments - Review HW Lesson 20 - Review HW Lesson 21

**Final Exam (Lessons 18-21): Group 9B – Monday, 12/9 @ 10:00 AM - 12:00 Noon**