

JPN 1130 Beginning Japanese 1 Summer 2016

COURSE OBJECTIVES

This course is designed for students with little or no background in Japanese. JPN 1130 and its successor course JPN 1131 in summer B will cover basic structures of Japanese through communicative interaction. By the end of Summer A, you will have learned to read and write hiragana and katakana and 75 kanji characters. You will also learn to introduce yourself and others, identify and describe things and people, ask questions, talk about distance and directions, issue invitations, talk about past, present and future activities, and more. The course will cover through Chapter 3 of *Yookoso! An Invitation to Contemporary Japanese*. You must attain a letter grade of C (73%) or higher in this course, or instructor's permission to continue in JPN 1131.

Prerequisites:

No prerequisites. **If you have any background in Japanese, please see the instructor immediately regarding the placement.** You may be required to take a placement test.

TIME/ROOM:

Day of the Week	Period	Section	Room
MTWR	2nd: 9:30~10:45; 3rd: 11:00~12:15	0777	MAT 0010
F	2nd: 9:30~10:45		

INSTRUCTOR:

Yasuo Uotate

Office & Phone: Rm. 333 Pugh Hall, 392-7138

Fax: 392-1443

E-mail: yuotate@ufl.edu

Office Hours: TWR: 1:00 - 2:00 p.m.

Webpage: <http://languages.ufl.edu/academics/llc-languages/japanese-studies/>

E-LEARNING:

e-Learning: <http://elearning.ufl.edu/>

e-Learning will have the syllabus, powerpoints for study, useful links and a discussion board for posting sakubun.

COURSE MATERIALS

All materials required or recommended for this course are available at Gator Textbooks, 3501 S.W. 2nd Avenue, Suite D (Creekside Mall). Phone: 374-4500.

Required Textbook/Workbook/CDs:

The textbook, workbook, and CD-ROM are required materials to be purchased at Gator Textbooks or elsewhere. The Audio CD Program is also required, but it is available online at no cost. The bookstore offers different combination packages - see below for details to individually determine which combination you prefer.

There are 2 combination packages available. Buying a combination package is less expensive than buying each individual item separately. The first combination contains items #1 - #3 below (ISBN 0-07-345451-6). This package excludes the audio CD program. **The Student Audio Program is available free on-line at: www.mhhe.com/yookoso3.** Click on the name of your textbook for entry. No password is required. The second combination contains #1 - #4 below (ISBN 0-07-345371-4). The audio CD program can also be purchased separately if desired. **Please be sure to ask for the course packet behind the counter at Gator Textbooks-the course packets are not on the shelves with the textbooks.**

1. Tohsaku, Y. (2006). *Yookoso! An Invitation to Contemporary Japanese. Student Edition with Online Learning Center Bind-in Card, 3rd edition*. Boston: McGraw-Hill.
2. Hamasaki, S., Ito, H., Kataoka, H., Morioka, A., & Tohsaku, Y. (1999). *Workbook/Laboratory Manual to accompany Yookoso! An Invitation to Contemporary Japanese*. Boston: McGraw-Hill.
3. Tohsaku, Y. (2004). *Interactive CD-Rom to accompany Yookoso! An Invitation to Contemporary Japanese*. Boston: McGraw-Hill.
4. Tohsaku, Y. (1999). *Student Audio CD Program to accompany Yookoso! An Invitation to Contemporary Japanese 3rd/2006 edition,*. Boston: McGraw-Hill.

The following materials are also required for purchase:

1. Bunt, J. (Ed.). (2000). *The Oxford Starter Japanese Dictionary*. New York: Oxford University Press, ISBN: 0198601972 (**OR Equivalent**)
2. Course Packet.

Recommended Material:

Halpern, J (Ed.). (2002). *The Kodansha Kanji Learner's Dictionary*. Tokyo/New York: Kodansha International, ISBN: 4770028555. (**OR Equivalent**)

Recommended Online Material:

It is recommended that you supplement your Japanese learning by using JOSHU. It is an excellent website to practice hiragana, katakana, Yookoso kanji, vocabulary, and more. JOSHU Homepage: <http://laits.utexas.edu/japanese/joshu/index.php>

REQUIREMENTS AND POLICIES

1. Preparation for the class

The daily schedule, which follows below, is designed for you to prepare the materials indicated for a given date **BEFORE** the class meets. You are expected to come to class well-prepared so that you will be ready to participate in communication activities in a meaningful context with your instructor and classmates. Read the assigned pages carefully, listen to the audio files online, and bring any questions you had while studying for the class since they may benefit your classmates as well! **As you know, a summer intensive course covers the materials for one semester within six weeks. Therefore, it is imperative that you put a great deal of effort**

into daily preparation, and you must memorize all vocabulary assigned each day in order to obtain the maximum benefit in class. You are expected to study for the course **at least six hours every day.** These six hours include the time for you to 1) read the textbook carefully, 2) do the textbook activities, 3) complete the homework, 4) memorize vocabulary and kanji, 5) memorize the required dialogues on the syllabus, and 6) review materials. **You will also learn to read and write hiragana and katakana in the first two weeks. You must practice these syllabaries intensively and become able to read and write them without any difficulty quickly, otherwise you will not be able to keep up with the pace of the course.** If you do not know how to prepare for the class, please ask the instructor or refer to the study guide in the course packet.

2. Attendance and participation

Attendance and active participation in class are mandatory and will be recorded at each class session. Foreign language learning is a cumulative process, and it is very important that you come to class and practice Japanese every day. Grading criteria for participation will be on a 10 point scale. To receive full participation credit, you must show evidence of preparation for class. However, this is not to say that you cannot make mistakes; trial and error is the only way to learn how to use the language, and you are encouraged to try out the new structures, make errors, and learn from them. Active participation that shows your effort will count towards the participation grade. On the contrary, no participation will seriously hurt your participation grade. You will receive 0 points when you are absent from a class.

Grading criteria for class participation

- A+ 10 = excellent performance; high level of fluency and accuracy
- A 9 = very good/strong performance with some minor weak areas; memorized most materials; no need to refer to textbook
- B 8 = good performance with some weakness; memorized some materials; occasional need to refer to textbook.
- C 7 = fair performance, but weak in major areas; memorized some materials; occasional need to refer to textbook
- D 6 = poor performance, weak in most areas, refers constantly to textbook
- E 5 = completely unprepared, or disengaged from class activities
- 0 = absent

*In order to get 9 or 10, your overall performance needs to be very good. This includes doing well on dialogue performance and vocabulary and character for the day.

It is crucial that you attend every class for successful Japanese learning. **Please keep in mind that you will have to catch up on a great amount of material if you miss even one day.** If you fall behind in the class, it will be very difficult to catch up. In the event you must miss the class, please contact the instructor **prior to** the class meeting and have your absence pre-approved, except for documented emergency. You may be excused from the class **only if** you provide documented evidence (e.g., a letter from the doctor/infirmarary, accident/police report, receipt for car repair).

Please be punctual because you may miss important information and distract your classmates. If you are late to class, you will not be given extra time to complete the exams and quizzes. **If you are more than three minutes late three times without your instructor's consent, these will be counted as one absence.** If you are **more than 30 minutes late**, it will also be considered as

one absence. **If you are late or miss class for any reason, it is your responsibility to contact your instructor or ask your classmates to find out what you have missed and what you need to do for the following day.**

Please note that you will automatically fail the course if you have 4 or more unexcused absences. You will be penalized 2% in your attendance/participation grade for each unexcused absence after the 1st unexcused absence.

3. Japanese speaking policy in class

You have a very limited exposure to Japanese outside of the class, and it is very important that you make every use of the precious opportunities to speak Japanese in class. Therefore, **you are required to speak only Japanese in class.** You will sign an honor pledge at the beginning of the term regarding speaking only Japanese in class. You will be explicitly taught how to ask permission to speak English, if it becomes absolutely necessary. Please understand that if the instructor denies permission, it is for a specific reason that will be explained to you after class. A limited amount of English will be used by the instructor to explain grammar in class, at the discretion of the instructor.

4. Homework Policies

General Policies:

If any of your homework is incomplete or missing, your homework grade will be lowered by 1% each time after the 3rd incomplete homework. No partially completed homework or homework which was not carefully self-corrected is accepted for credit. Since homework is worth 10% of your final grade, you will receive a zero for the 10% homework grade after 12 times of incomplete or missing homework.

Grading criteria for homework:

OK =	All assigned sections of the homework must be completed using the new patterns without any blanks or incomplete sentences, and carefully self-corrected using the Answer Key
-1% =	You will lose 1% if your homework is not complete or for any of the following reasons: a. No homework or late homework (When you miss class without an official excuse and don't turn in homework for that day in advance, you will lose 1% of the homework grade.) b. Missing or incomplete sections c. No corrections or missing self-correction (even if partial)

All homework assigned in this course is to be completed by **the beginning of class** on the due date it is scheduled on the syllabus. **Put your non-workbook homework on the instructor's desk before class begins. The instructor will not accept any homework that is not stapled or any late homework without an official written excuse.** Please do not hesitate to ask questions about the homework assigned during class. **All homework must be stapled with your full name in katakana and assigned date at the top of the first page. In order to receive full credit, all the assigned sections of the homework must be completed using the new patterns -no blanks or incomplete sentences.**

NO late assignments will be accepted without written evidence of illness or emergency, except in the case that you notify your instructor in advance that you must be absent from class the day an assignment is due. It is required that you turn the homework in **ahead of time** to receive full credit.

Policies regarding Workbook Homework and Non-Workbook homework in this Course:

There are 2 types of homework in this course – Workbook homework and Non-Workbook homework. **If Workbook and Non-Workbook homework are assigned on the same day, Workbook and Non-Workbook homework must be stapled separately each time.**

A. Workbook Homework – Only to be turned in if instructor announces collection at the beginning of class.

Workbook Homework: It is required that you turn in assigned homework on the pages from the workbook. If you do not wish to tear out pages from the workbook, **you are required to xerox the workbook pages to turn in. No homework is to be turned in on notebook paper.** Often times, the front page of a worksheet is assigned for one day, and the back of the same worksheet is assigned for the following day. In such a case, **make a photocopy of the page** so that you can work on the questions on the worksheet after you turn it in on the first day. **This is your responsibility – there will be no advance announcements in class. It is recommended that you check weekly for this potential situation and make preparations in advance.**

1. **Workbook homework is always to be self-corrected using the Answer Key.** You are required to complete Workbook homework assigned on your own, then do self-correction using the Answer Key.
2. You must do self-correction in a **different color ink** (not red) so it will be easy for the instructor to see.
3. Doing workbook homework and making self-correction is considered to be self-study and is the responsibility of all students in the class.
4. The Workbook homework self-corrected may be collected several times a week at the discretion of the instructor, and collection will not be announced in advance.

B. Non-Workbook Homework – All Non-Workbook homework assignments are required to be turned in on the day assigned on the syllabus.

Non-Workbook Homework consists of all the homework (a – d) listed below:

- a. **Hiragana, Katakana and Kanji worksheets in the course packet**
- b. **Reading assignments**
- c. **Sakubun (including posted sakubun and messages on Sakai)**
- d. **OLC, Media CD, Web Assignments (Do not email any of these assignments to your instructor)**
 - **E-Learning assignments:** You must bring 1) a printout of your revised sakubun and 2) a printout of the messages exchanged posted to the Discussion Board to class on the date assigned (refer to syllabus policy #11 for detailed instruction on E-learning assignments)

- **Online Learning Center/Media CD assignments:** You must submit a printout of the progress reports with your score (print out a web page that appears when ‘print report’ is selected). Cut and paste only the score report with percentages. You may try the exercises as many times as you wish. The highest score obtained will be considered for the grade.
- **Web assignments:** Submit a printout of the screen when you complete an on-line activity (only the score report). The highest score obtained will be considered.

5. Quiz Self-Correction Policy

Upon return of a quiz in class, you are required to do self-correction and turn it in the following day. It is not the instructor’s responsibility to remind you of this policy. No late assignments will be accepted. **You must attempt to correct ALL errors on quizzes, or 2 pts will be deducted from the quiz score.** You must do self-correction in a **different** color ink (not red) so it will be easy for the instructor to see. Please write SC (self corrected) at the top of the first page. Do not staple the self-corrected quiz to the regular homework or self-correction homework. **When you have missed any kanji/furigana (kanji reading in hiragana) on kanji quizzes, in order to reinforce kanji learning, you are required to complete extra writing practice – you must write each kanji or compound 5 times.** When you turn in this kanji extra homework, **be sure to staple the additional writing practice sheet together with your graded kanji quiz.**

6. Memorization of Assigned Vocabulary and Dialogues

Memorizing vocabulary is very important to develop proficiency in a foreign language. Dialogue memorization will help you establish a basic framework for conversation including the target grammar which can then be applied in different contexts. **Your instructor will evaluate your dialogue memorization based on accuracy and fluency. It is imperative that you prepare the dialogue memorization listening to the textbook audio program in order to develop good pronunciation and intonation. If you miss dialogue memorization assignments, it will significantly affect your participation grade.**

7. Policy Regarding Make-Up Quizzes or Exams:

Make-up quizzes or exams may be scheduled **ONLY when pre-approved** by the instructor or in the case of documented illness or emergency. **It is your responsibility to contact your instructor immediately after returning to class and schedule make-up quizzes/exams within 2 class days, or no make-up will be allowed.**

8. Learning kanji

Knowledge of kanji is essential for you to become a competent reader of authentic reading materials in Japanese. The learning of kanji is a cumulative process, and it is your responsibility to retain your kanji knowledge over time. To help retention of kanji knowledge, you are expected to use all kanji that has been covered in class in every assignment, quiz, or exam. On exams, you must use kanji you have previously learned to receive full credit.

To help reinforce kanji learning, you will be required to complete extra kanji writing practice when you missed kanji/furigana (kanji reading in hiragana) on kanji quizzes. **The missed kanji practice will be due on the FOLLOWING CLASS DAY after you receive the graded quizzes.** When you turn in this homework, be sure to staple the sheet together with your graded kanji quiz or exam. It is not the instructor's responsibility to remind you of this policy. Turn it in along with your regular homework. You must turn in the extra homework or **2 points will be deducted from the quiz/exam score.** No late assignments accepted. (Please refer to Section 5 "Quiz Self-correction").

9. Language lab

Lab sessions will take place in Turlington Hall Room 1317 (also known as the Sanako Lab). Please refer to the daily schedule below. In the language lab, you will practice listening and speaking Japanese, work with character tutorials and web-based materials in Japanese, and have 2 speaking test practices and actual speaking exams.

How do I find the Turlington language labs? <http://www.clas.ufl.edu/lc/where.shtml>

10. e-Learning Assignments

Please refer to the syllabus for due dates of E-Learning assignments. You must post your sakubun (composition) to the discussion board as well as complete responding to your partner in several communications (the approximate length of each assignment will be specified on the syllabus) **BEFORE the class starts.** Please respond to a different partner for each sakubun assignment. You may choose your partners based upon this requirement and respond as soon as he/she has posted their sakubun. **You are required to respond to your partner's posting within 48 hours.** If you do not respond within 48 hours, your assignment will be considered incomplete. This is an opportunity for you to enhance your reading skills, learn from each other's writings, and communicate in Japanese with each outside of class. When you post your sakubun, you must attempt to correct errors on your first draft that were pointed out by your instructor. Please do not make comments on grammar errors you may note on the sakubun of other students. Make comments or ask questions about the contents only.—This constitutes a homework assignment. Also note that when you and your partner have completed the discussion, **you must each bring to class: 1) a print-out of your revised sakubun (revisions are to be highlighted in a different color ink) and 2) a print-out of the messages exchanged posted to the Discussion Board on the assigned date in the syllabus.**

11. Conversation Clinic

You can sign up alone or with a classmate since each conversation clinic can accommodate up to 3 students. During each session, you can ask questions, practice conversation, work on your weak points, and/or talk about any concerns you may have about the class.

12. Cell phones and personal computers policy

You must turn off your cell phones prior to the beginning of class. Personal computers are not to be used during class unless specific permission has been granted in advance by the instructor.

13. Accommodations for students with disabilities

Students requesting classroom accommodation must first register with the Dean of Students Disability Resources office. The Dean’s office will provide documentation to the student who must then provide this documentation to the Instructor in advance of the beginning of class. **It is the student’s responsibility to discuss specific accommodation arrangements with the instructor.**

EVALUATION

Chapter Exams (4)	35%
Final Exam	15%
Speaking Tests (2)	10 %
Skit	5%
Quizzes (11)	15%* (*One quiz is worth more than 1%.)
Homework	10%
Attendance/participation	10%
Total	100%

Please note: There is no extra credit given for this class.

If you need help, do not hesitate to communicate with your instructor and visit during office hours for advice.

Grading Scale:

A	A-	B+	B	B-	C+	C	C-	D+	D	D-	E
93-100	90-92	87-89	83-86	80-82	77-79	73-76	70-72	67-69	63-66	60-62	59 and below

Letter Grade	A	A-	B+	B	B-	C+	C	C-	D+	D	D-	E	WF	I	NG	S-U
Grade Points	4.0	3.67	3.33	3.0	2.67	2.33	2.0	1.67	1.33	1.0	.67	0	0	0	0	0

If you elect the S/U option, you must make a composite score of 73% to receive a S in this class. If you are a current major or minor in Japanese, or you think you might want to major or minor in Japanese in the future, you cannot use the S/U option. **It is the student’s responsibility to check the deadline to sign up for the S/U grade option and ask your instructor to sign it well in advance of the deadline.**

Cumulative Final Exam (All material studied this term):

You may take the final exam only on the day your instructor has scheduled it (see below), unless you have written evidence of illness or emergency. Without such written proof and/or pre-approval by the instructor, you will receive no credit. The I (incomplete) grade will not be granted automatically. In addition, you must attain a grade of D or higher to request the I grade. This is a strict policy of the College of Liberal Arts and Sciences. The final exam is scheduled for **Friday, June 17 (F) from 9:30 a.m. – 11:30 p.m. Location: MAT 0010.**

DAILY SCHEDULE

Textbook: *Yookoso! An Invitation to Contemporary Japanese*, **Workbook:** Workbook/Laboratory Manual (Listening: Listening Comprehension Activities; Writing: Writing Activities); **CD:** Interactive CD-Rom to accompany *Yookoso!*; **Memorize:** Memorize selected vocabulary and expressions, and dialogues; **Web:** Activities on the Internet; **Packet:** Course Packet; **OLC:** Online Learning Center (**Bookmark the following website:** http://highered.mcgraw-hill.com/sites/0072408154/student_view0/)

Note: All e-Learning Discussion Board assignments are to be completed **BEFORE** class, and you must turn in the printout in class for instructor's feedback.




Before the first class on 5/9 (Mon), please practice hiragana.

Practice Hiragana:

japanese-lesson.com: http://www.japanese-lesson.com/characters/hiragana/hiragana_writing.html
 JOSHU: <http://laits.utexas.edu/japanese/joshu/kana/hiragana.php>

WEEK 1		
Date	Class content/Preparation	Assignment Due
Mon 5/9	Getting Started Part 1: Meeting Others and Introducing Yourself (p. 1-7) Everyday Greetings (p. 7-9) Classroom Expressions (p. 10-16)	<p>This right hand column lists assignments you need to complete and turn in on the specified date on the far left column. For 5/9 (Mon), you just need to complete Learning Support Log 1. However, we encourage you to work on the assignments that you need to turn in on 5/10 (Tue) below.</p> <p>Workbook: Listening, A (Overall Review, p. 2-3); Listening A (Everyday Greetings, p. 3); Writing, E, F (p. 6); Writing, A (p. 10); C, D (p. 12-13)</p>
	Hiragana Intro. (p. 26-29): How to Study Hiragana (Flashcards instruction) Hiragana mnemonic (Packet, p. 5-6) Hiragana reading and writing diagnostic quiz Introduction to the Course Study Guide Workbook Online Audio Instruction	
Tue 5/10	Getting Started Part 2: Numbers up to 20 (p. 17-18)	<p>Read the syllabus once again at home carefully.</p> <p>Memorize: Numbers 0 – 20 (text, p. 30-31)</p> <p>Workbook: Listening, B (p. 15)</p>
	Asking and Giving Telephone Numbers (p. 18-20) Sentence-Final Particle <i>ne</i> (p. 19-20)	Workbook: Listening, A (Phone #, p. 15); Writing B, C (p. 20)
	Asking and Telling Time (p. 20-24) Speech Fillers (p.22)	Workbook: Listening, A (p. 16); Writing A (p. 20-21)
	Asking What Something Is (p. 24-25) Overview of the Japanese Language (no reading)	<p>Memorize: Dialogue 6 (text, p. 24) (Performance check in 3rd period, 11:00 a.m.- 12:15 p.m.)</p> <p>Workbook: Listening, A, B (p. 17-18); Writing, A- Write complete sentences. (p. 25)</p>

Continue to next page

	<p>Hiragana, あ～お, か～こ, さ～そ, た～と, な～の</p> <p>Example: handwriting “so”, </p>	<p>Workbook: Hiragana, あ～お (p. 28), か～こ, さ～そ (p. 29-30), た～と, な～の (p. 31-32) - click on the letters to learn proper stroke order and direction at http://web.mit.edu/21f.501/www/hiragana.html</p> <p>Make your own flash cards to memorize all the hiragana and bring them to class.</p>
	<p>Discuss Study Guide (Bring Packet, p. 1-2)</p>	
	<p>Review</p>	<p>Memorize: Greeting & Polite Expressions (text, p. 15) Workbook: Listening, A (Overall Review, p. 2-3); Listening A (Everyday Greetings, p. 3); Writing, E, F (p. 6); Writing, A (p. 10); C, D (p. 12-13)</p>
<p>Wed 5/11</p>	<p>Quiz 1: GS Part 1 & 2 Getting Started Part 3: Talking about Daily Activities (p. 33-38) More Time Expressions (p. 35) Telling Time Politely (p. 36) Indicating Frequency (p. 37) All about Particles (Packet, p. 66) Talking about Future Activities and Events. (p. 38-39)</p> <p>Hiragana, は～ほ, ま～も, や～よ, ら～ろ, わ～ん</p>	<p>Learning Support Log 1 - Comments Memorize: Daily Activities (textbook, p. 34) Workbook: Listening, C (p. 47); Writing, E #1-2 (p. 54) -Write complete sentences.</p> <p>Memorize: Days and Weeks (text, p. 39) Memorize: Dialogue 3 (text, p. 38-39) (Performance check in 3rd period, 11:00 a.m.- 12:15 p.m.) Workbook: Listening, B (p. 49); Writing, B, C #1-2 Write complete sentences. (p. 59-60)</p> <p>Workbook: Hiragana, は～ほ, ま～も (p. 33-34), や～よ, ら～ろ (p. 35-36), わ～ん (p. 37), Example: handwriting “ya”. </p>
<p>Thu 5/12</p>	<p>Talking about Likes and Dislikes (p. 39-42) Echo Questions (p.41)</p> <p>Getting Started Part 4: Talking about Activities and Events in the Past. (p. 49-52)</p> <p>Hiragana System (2) (p. 42-45). Hiragana, が～ご, ざ～ぞ, だ～ど, ば～ぼ, ぴ～ぽ, きゃ～ぴよ Hiragana Activity for the Quiz</p>	<p>Memorize: Dialogue 5 (text, p. 41) (Performance check in 2nd period, 9:30-10:45 a.m.) Workbook: Writing, B (p. 62-63) Refer to the example carefully before you answer the questions.</p> <p>Memorize: Dialogue 1 (text, p. 49) (Performance check in 3rd period, 11:00 a.m.- 12:15 p.m.) Workbook: Listening, B, (p. 73); Writing, A, B, D (p. 77-79)</p> <p>Workbook: Hiragana, が～ご, ざ～ぞ (p. 39-40), だ～ど, ば～ぼ (p. 41-42), ぴ～ぽ (p. 43); きゃ～ぴよ - Write small や, ゆ, and よ in one box like this. Example: “kya”, Hiragana Practice (p. 64-70) </p> <p>Packet: Kana: long vowels & double consonants (p. 12) Web: Concentration Game (play 3 games) http://www.mc.maricopa.edu/%7Eemiahn/Flash/vollgshirasound.swf</p>
	<p>Review</p>	<p>Workbook: Listening, A (p. 48) OLC: Getting Started Parts 1-3. http://highered.mcgraw-hill.com/sites/0072408154/student_view0/getting_started/</p>

Fri 5/13	Quiz 2: Be able to read and write Hiragana.	
	Talking about Activities and Events in the Past Continued. (p. 49-52)	Workbook: Listening, C, (p. 74); Writing, F #1 (p. 80) - Write complete sentences.
	Inviting Someone to Do Something. (p. 52-54)	Memorize: Days of the Week and Question Words (text, p. 59, “dochira (b/w 2)”, “dore (among 3 or more)”) Memorize: Dialogue 4 (text, p. 54) Workbook: Listening, B (p. 74-75); Writing, A- Write complete sentences. (p. 82)
Talking About Weekly Schedules (p. 54)	Workbook: Listening, B (p. 75); Writing A #2, 3, 4, 6 (p. 84-85) - Write complete sentences. (Hint: Writing A. “ごご” is used both as a general term for afternoon as well as for “P.M.”, the opposite of “ごぜん (A.M.)”. “あさ” is a more conversational, less technical term for morning. Use “あさ (morning)” and “ごご (afternoon; P.M)” to answer “いつ” questions. Example Answer: 2. こんしゅうと、らいしゅうのげつようびにたべます。らいしゅうのかようびにたべます。)	

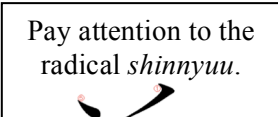
WEEK 2		
Date	Class content/Preparation	Assignment Due
Mon 5/16	Meet in Turlington Lab (Room 1317) Speaking Test 1 practice (Bring Packet , p. 65) Transcribing Task Instruction - Due on the following day Pronunciation activities (Bring Packet , p. 90-101)	Workbook: Writing B-only #2 & 4 (p. 85); Writing H #1-5 (p. 56) - Write complete sentences.
	Typing practice in Japanese (Bring Packet p. 73-75) E-Learning Discussion Board (Bring Packet p. 76)	
	Talking about the Weather (p. 54-55)	Memorize: Dialogue 5 (text, p. 54) (Performance check in 3rd period, 11:00 a.m.- 12:15 p.m.) Memorize: Other Useful Words (text, p. 60) Workbook: Listening, A (p. 76); Writing, A, B (p. 86)
	Katakana, ア～オ, カ～コ, サ～ソ, タ～ト, ナ～ノ, ハ～ホ, マ～モ, ヤ～ヨ, ラ～ロ, ワ～ン Katakana Intro (p. 56-58) Katakana Mnemonics (Packet, p 13-14)	Workbook: Katakana, ア～ノ (p. 88-90); ハ～ン (p. 91-93) - click on the letters to learn proper stroke order and direction at http://web.mit.edu/21f.501/www/katakana.html Make your own flash cards to memorize all the katakana and bring them to class.
	Review	Workbook: Listening, C (p. 76)
Tue 5/17	Quiz 3: Part 3 & 4. You should be able to read and write hiragana on this quiz.	Speaking Test 1 Practice Transcript
	Getting Started Part 5: Asking Location (p. 61-64)	Memorize: 100-900, 1000-9000, 10,000 (text, p. 76) Memorize: Dialogue 1 (text, p. 61) (Performance check in 2 nd period, 9:30-10:45 a.m.) Workbook: Listening, B (p. 103); Writing, C (p. 109-110)
	Numbers from 21-10,000. (p. 64)	Workbook: Writing, B (p. 110)

Continue to next page

	Asking about Existence (p. 65) Saying “No” (p. 65)	Workbook: Listening, A (p. 104)
	Asking about Price. (p. 66-69)	Workbook: Listening, A (p. 105); Writing, B, D- Write complete sentences. (p. 113)
	Katakana, ガ～ゴ, ザ～ゾ, ダ～ド, バ～ボ, パ～ポ, キャ～ピョ The Japanese Writing System (p. 70-72) Katakana that needs special attention/foreign sounds Katakana Activity for the Quiz	Workbook: Katakana, ガ～ゴ, ザ～ゾ, ダ～ド, バ～ボ, パ～ポ, キャ～ピョ, Katakana Practice (p. 94-98) Web: Concentration Game (play 3 games) http://www.mc.maricopa.edu/%7Eemiahn/Flash/vol1gsk_atasound.swf Packet: Katakana that needs special attention/foreign sounds (p. 16-17)
Wed 5/18	Quiz 4: Be able to read and write katakana.	
	Talking More about Likes and Dislikes (p. 69)	Workbook: Listening, A, B (p. 106); Writing, B (p. 116) Use hiragana & katakana to do Writing B (p. 116) and write your full name in katakana at the top of the first page
	Supplement Katakana Materials (Bring Packet , p. 18-22)	Workbook: Katakana Practice (p. 99-102) Packet: Katakana More Practice (p. 23), Katakana in Getting Started (p. 25-26)
	Review for the exam Review activities (Getting Started (GS) Parts 1-5) for the exam Speaking test review activity	Memorize: Dialogue 1 (text, p. 33), Dialogue 5 (text, p. 67) (Performance check in 3 rd period, 11:00 a.m.- 12:15 p.m.) Sakubun 1 (draft): Handwritten, double-spaced – Topic: Likes & Dislikes (e.g. food, sports, movies etc): write 7-10 complete sentences using varied vocabulary and both negative/affirmative patterns) Workbook: Listening, B (Existence, p. 104), C (p. 106); Writing, C (p. 113)
Thu 5/19	Exam 1: Getting Started, Parts 1 through 5.	
	Mid-term Grade Estimate 1	
	In 3rd period, meet in Turlington Hall Lab (Room 1317) Speaking Test 1: Getting Started, Parts 1 through 5.	
	Read the kanji sheet instruction (Packet p. 48) Introduction to Kanji: Read textbook (p. 73-75, p. 123-124) and workbook (p. 163-164).	
	Genkooyooshi Instruction (Bring Packet , p. 77-82) Chapter 1 Vocabulary – We will have just 4 days to cover Chapter 1 materials so let’s start studying Chapter 1 vocabulary.	Memorize: Chapter 1 - Academic Subjects and Majors (p. 91)
Fri 5/20	Chapter 1: Classmates Nationalities and Languages. (p. 81-84)	Memorize: Activity 1 (text, p. 82) Memorize: Nationalities/Languages (text, p. 121) Workbook: Listening, C (p. 126); Writing, A (p.139-140)
	Grammar 1: The Copula です (p. 85-88)	
	Grammar 2: Possessive Particle の (p.89)	
	Kanji 1.1: 日, 本, 学, 生, 名	Packet: Kanji Sheet 1.1 (p. 49) Packet: Genkooyooshi format practice (p. 78)

WEEK 3		
Date	Class content/Preparation	Assignment Due
Mon 5/23	Personal Information (p. 90-101) Asking for Personal Information (p.95) Asking Personal Questions (p.98)	Memorize: Activity 7 (text, p. 93) (Performance check in 3rd period, 11:00 a.m.- 12:15 p.m.) Memorize: Asking for Personal Information (p.95); Personal Information (text, p. 120); Months (text, p. 121) Workbook: Listening, B (p.127); Writing, B (p. 141)
	Grammar 3: Personal Pronouns and Demonstratives. (p. 101-105)	Memorize: Dialogue 1 (p. 101) (Performance check in 3 rd period, 11:00 a.m.- 12:15 p.m.) OLC: Vocab 1, Grammar 1-3 http://highered.mcgraw-hill.com/sites/0072408154/student_view0/chapter1/
	Kanji 1.2: 年, 何, 月, 人, 一, 二 1.3: 三, 四, 五, 六, 七, 八	Packet: Kanji Sheet 1.2, 1.3; Katakana Chapter 1 homework (p. 27)
		e-Learning Assignment: Post revised sakubun 1 (likes & dislikes) before class on the discussion board. You will be assigned a partner to respond to and discuss this topic together. You must have posted a thread of at least 2 communications (minimum of 8-10 lines total) with each other before class on Thursday, May 26th. Submit printout of your revised sakubun in class.
Tue 5/24	Quiz 5: Yookoso Ch.1, 1A and 1B, Vocabulary and Grammar.	Packet: Fill out How You Studied on 5/23 (Mon) (p. 3-4)
	Around Campus, Days of the Week. (p. 105-108) Grammar 4: Asking Questions: Interrogatives. (p. 108-114) Particle は vs が (p. 111)	Memorize: Places on campus (text, p. 120-121); Days of the week (text, p. 122); Interrogatives (text, p. 109-111). Workbook: Listening, B, E (p. 130-131); Writing, B (p. 144); E (except #2) (p. 146-147)- Write complete sentences.
	Kanji 1.4: 九, 十, 百, 先, 話, 語. 1.5: 大 Kanji Review for the Quiz	Packet: Kanji Sheet 1.4-1, 1.4-2 Workbook: Kanji Exercises A-D (p. 137-138)
	Review	Workbook: Listening, C (p. 127); Writing, C #1-3 (p. 142) – Write complete sentences.
Wed 5/25	Meet in Turlington Hall Lab (Room 1317)	Learning Support Log 2
	Speaking Test 1 Review	
	Quiz 6: Kanji in Chapter 1.	Concentration game (play 1 Kanji & Meaning and 1 Kanji & Hiragana for Chap 1): http://www.mc.maricopa.edu/%7Eemiahn/Flash/vol1ch1kanjime1.swf ; http://www.mc.maricopa.edu/%7Eemiahn/Flash/vol1ch1kanjihira1.swf
	Academic Subjects and Majors (p.91) Reading 1 and Writing 1 (p. 114-116).	Memorize: Review Academic Subjects and Majors (p. 91) Textbook: Reading 1 (p. 114-115). Do ‘Before You Read’ in English and turn it in as homework. Sakubun 2 (draft): Writing 1 (textbook, p. 116)-Write sakubun horizontally on genkooyooshi (half a page) in the course packet (p. 82). The title of this sakubun is “じこしょうかい (self-introduction).”
	Language Functions and Situations (p. 117-119). Review of Chapter 1	Memorize: Dialogue, Introducing Yourself (text, p. 119) (Performance check in 3rd period, 11:00 a.m.- 12:15 p.m.) CD: Ch 1, Vocabulary & Grammar C, Activities 2, 3, 4; Culture Activity

Thu 5/26	Exam 2: Yookoso, Chapter 1.	
	Kanji 2.1: 間, 半, 上, 下, 分 Chapter 2: My Town Grammar 5: Adjectives and Adverbs. (p. 128-135)	Packet: Kanji Sheet 2.1 Memorize: Basic Adjectives (text, p. 171-172) Memorize: Dialogue 1 (p. 128) (Performance check in 3rd period, 11:00 a.m. - 12:15 p.m.) Workbook: Writing, B odd #s
		Complete e-Learning discussion board assignment #1 (sakubun 1) before class. Submit printout (both revised sakubun and exchanged messages) in class.
Fri 5/27	Commuting (p. 125-128)	Memorize: Counting time (text, p. 172-173). Workbook: Listening, A, C (p. 149-150) CD: Ch 2, Vocabulary & Grammar A, Activity 1)
	Grammar 5: Adjectives and Adverbs, Continued. (p. 128-135) (Hint: There might be a pop quiz on adjective vocabulary.)	Memorize: Basic Adjectives (text, p. 171-172) Memorize: Review Dialogue 1 (p. 128), Dialogue 2 (p. 129) Workbook: Writing C-Write complete sentences. (p. 166-167); Listening, E, F (p. 150-151)
	Kanji 2.2: 小, 好, 町, 田, 左, 右 2.3: 中, 外, 前, 後, 時, 山	Packet: Kanji Sheet 2.2, 2.3
		Learning Support Log 2 - Comments

WEEK 4		
Date	Class content/Preparation	Assignment Due
Mon 5/30	Memorial Day – no classes	
Tue 5/31	Quiz 7: Yookoso Ch.2, 2A, Vocabulary and Grammar.	Memorize again: Adjectives (text, p. 171-172) e-Learning Assignment: Post revised Sakubun 2 before class on the discussion board. You will be assigned a partner to respond to and discuss this topic together. You must have posted a thread of at least 2 communications (minimum of 8-10 lines total) with each other before class on Monday, June 6th. Submit printout of your revised sakubun in class
	Cities and Neighborhoods. (p. 136-137)	Memorize: Workbook Writing A Example Dialogue (Workbook p. 167) (Performance check in 2nd period, 9:30-10:45 a.m.)
	Grammar 6: Expressing Existence (p. 138-140) Polite and Casual Forms (p.138-139)	Memorize: 1st dialogue (text, p. 138, カワムラ & ウエイター”) (Performance check in 3rd period, 11:00 a.m. -12:15 p.m.) Workbook: Writing, B, C (p. 168) CD: Ch 2, Vocabulary & Grammar A, Activities 2, 3, 4; Vocabulary & Grammar B, Activities 1, 2, 3, 4 OLC: Vocab 1 and Grammar 1 http://higher.mcgraw-hill.com/sites/0072408154/student_view0/chapter2/
	Building and Places around Town (p. 141-143). Grammar 7: Indicating Location (p. 144-145).	Memorize: Places (text, p. 170-171) Workbook: Listening, A, B (p. 153)
Kanji 2.4-1: 口, 千, 万, 方, 近, 遠 2.4-2: 有	Pay attention to the radical <i>shinnyuu</i> . 	Packet: Kanji Sheet 2.4-1, 2.4-2; Katakana Chapter 2 homework (p. 28) Workbook: Kanji A, B, D (p. 160-163).

Wed 6/1	Quiz 8: Kanji in Chapter 2	
	Grammar 8: Positional Words (p. 145-153) Sentence-Final Particle よ (p. 149-150).	Memorize: Positional words (text, p. 173-174) Memorize: Activity 18 (p. 149) (Performance check in 2nd period, 9:30-10:45 a.m.) Workbook: Listening, E, F (p. 154); Writing, C- Write complete sentences. , D (p. 170-171)
	Grammar 9: Numerals and Counters. (p. 153-159). Counter Table (Bring Packet , p. 67-69) – before you come to class, please study the counter table carefully as it explains basic rules for counters.	Memorize: Counting people (text, p. 173); Numbers 1 - 10 Japanese System (text, p. 154) Workbook: Listening, H, K (p. 155) Workbook: Counter Table, C-Write in hiragana (p 161) Bring Course Packet (p. 67-69) to class
	Grammar 10: Expressing Likes and Dislikes. (p. 159-162) Review	CD: Ch 2, Vocabulary & Grammar C, Activity 1, 2, 3, 4 Workbook: Writing, N (p.178).- Write complete sentences.
Thu 6/2	Meet in Turlington Lab (Room 1317) Speaking Test #2 Practice Speaking Test 2 Practice Transcript Reading 1. (p. 163-165)	Textbook: Reading 1 (p. 163-165)- Create 5 content questions and write the answers to your questions in Japanese and submit as homework. Use complete sentences and all possible kanji. Look at the map on text p. 163 and practice the reading until you feel comfortable describing Ms. Brown’s neighborhood in 10 sentences or more. This will be a good speaking test practice.
	Quiz 9: Ch 2, 2B and 2C, Grammar and Vocabulary.	
	Language Functions and Situations (p. 167-170) あいづち p. 168	
	Review of Chapter 2	Memorize: Activity 1 (text, p. 127) (Performance check in 3rd period, 11:00 a.m.- 12:15 p.m.) CD: Ch 2, Culture Activity OLC: Vocab 2, Grammar 2-6. http://highered.mcgraw-hill.com/sites/0072408154/student_view0/chapter2/
Fri 6/3	Kanji 3.1: 朝, 明, 午, 昼, 来 More Practice for Speaking Test, using Sakubun 3	Packet: Kanji Sheet 3.1; Katakana Chapter 3 homework (p. 29) Sakubun 3 (draft): Writing 2 (textbook, p. 167).-Write sakubun horizontally on genkooyooshi (half a page) in the course packet (p. 82). The title of this sakubun is “わたしのいえ/アパートの ^{きんじよ} 近所 (my neighborhood).” Practice describing your neighborhood in 10 sentences or more. This will be a good speaking test practice.
	Review of Chapter 2	Memorize: Dialogue (both) (p. 159)
	Form Group for Skit. Instruction on Skit Presentation.	Skit 1st draft due at the end of the class period (handwritten)-turn in to the instructor for helpful comments.

WEEK 5		
Date	Class content/Preparation	Assignment Due
Mon 6/6	Exam 3: Yookoso Chapter 2 Mid-term Grade Estimate 2 In 3rd period, meet in Turlington Hall Lab (Room 1317) Speaking Test 2: Chapters 1 and 2.	Complete e-Learning discussion board assignment #2 (sakubun 2) before class –Submit printout (both revised sakubun and exchanged messages) in class.
	Vocabulary Practice for Everyday activities (text, p. 230).	
Tue 6/7	Chapter 3: Everyday Life Schedules (p. 176-181)	Memorize: Time expressions (text, p. 229); Days of the month (text, p. 230). Memorize: Activity 1 (text, p. 176) (Performance check in 2nd period, 9:30-10:45 a.m.) Workbook: Listening, A, B (p. 183-184)
	Grammar 11.1-11.2: The Nonpast Affirmative Form of Verbs. (p. 181-183) Pop quiz possibility: Everyday activities (text, p. 230).	Memorize: Everyday activities (text, p. 230). Workbook: Writing, F (p. 203) OLC: Vocab 1, 2. http://higher.mcgraw-hill.com/sites/0072408154/student_view0/chapter3/
	Grammar 11.3: The Nonpast Negative Form of Verbs. (p. 184-186)	Workbook: Writing, G (p. 204) Only write down the negative form of the given verbs – do not circle the vocabulary in the array. CD: Ch 3, Vocabulary & Grammar A, Activities 1, 2, 3, 4
	Kanji 3.2: 行, 聞, 食, 出, 飲, 入	Packet: Kanji Sheet 3.2
	Skit group meet.	Skit 2nd Draft due (typed, double spaced, highlight or underline the new grammar which you used)
Wed 6/8	Daily Activities (p. 186-188) Expression of Surprise (p. 188) Grammar 12: The Nonpast, Polite Form of Verbs. (p. 188-195)	e-Learning Assignment: Post revised Sakubun 3 before class on the discussion board. You will be assigned a partner to respond to and discuss this topic together. You must have posted a thread of at least 2 communications (minimum of 8-10 lines total) with each other before class on Monday, June 13th. Submit printout of your revised sakubun in class Memorize: Dialogue 1 (text, p. 188) (Performance check in 2nd period, 9:30-10:45 a.m.) Textbook: Write 1) class/group categorization (number) and 2) ~masu form of the verbs listed on p. 230 and turn in as homework. (You don't have to do review verbs listed under "Review"). Workbook: Listening, A (p. 185)
		Packet: Verb Table (p. 70-71)
	Grammar 13: The Past Polite Form of Verbs. (p. 196-202) Adverbs used in negative sentence (p. 201)	Memorize: Frequency (text, p. 230-231) Workbook: Listening, D, G (p. 186-187); Writing, I, J (p. 209-210)
	Kanji 3.3: 休, 夕, 今, 週, 曜, 毎 3.4: 回, 見, 起, 読, 火, 水	Packet: Kanji Sheet 3.3, 3.4
	Skit group meet.	

Thu 6/9	Quiz 10: nonpast, plain affirmative and negative form of verbs.	
	Grammar 14: Particles (1). (p. 202-208)	Memorize: Everyday activities 3 (text, p. 201); Particles (text, p. 231)
	Grammar 16: と and や. (p. 219)	Memorize: 2 nd Dialogue (text, p. 219 ブラウン & 町田) (Performance check in 2nd period, 9:30-10:45 a.m.) Workbook: Writing, L (p. 211-212)
	Kanji 3.5: 木, 金, 土, 会	Packet: Kanji Sheet 3.5 Workbook: Kanji Exercises (p. 195-197)
	Review Activities.	CD: Ch 3, Vocabulary & Grammar B, Activities 1, 2, 3, 4 OLC: Grammar 4 and 6. http://highered.mcgraw-hill.com/sites/0072408154/student_view0/chapter3/
Fri 6/10	Weekends and Holidays. (p. 208-213)	Memorize: Holidays & Vacations (text, p. 208-209); Activity 35, Dialogue (text, p. 216-217).
	Connecting Disjunctive Sentences (p. 211) Grammar 15: Making Suggestions: ~ましょう (p. 213-218)	Workbook: Listening, A, B (p. 188); Writing, A (p. 212-213), E #1-3 (p. 214-215). CD: Ch 3, Vocabulary & Grammar C, Activities 1, 2, 3, 4; Culture Activity Skit 3rd Draft due (typed, double spaced, highlight or underline the new grammar which you used)

WEEK 6		
Date	Class content/Preparation	Assignment Due
Mon 6/13	Meet in Turlington Hall Lab (Room 1317)	
	Speaking Test 2 Review	
	Quiz 11: Kanji in Chapter 3	
	Reading 1 (p. 220-222). Approximate numbers (ごろ vs ぐらい) (p. 221)	Textbook: Reading 1 (p. 220- 222)- Create 5 content questions and write the answers to your questions in Japanese and submit as homework. Sakubun 4 (draft): Writing 1 (text, p. 222). Read Course Packet p. 77 for how to use genkooyooshi horizontally . Write sakubun horizontally on the genkooyooshi in the course packet (p. 82), using a minimum of 200 letters or half a page. You must write the sakubun on this paper only. The title of this sakubun is “わたしの一日”.
		Complete e-Learning discussion board assignment #3 (sakubun 3) before class – Submit printout (both revised sakubun and exchanged messages) in class. Workbook: Review A, B (p.215-216), D-do only even # (p. 218-219)
	Language Functions and Situations (p. 224-229) 'Let's Do Something Together' (p. 228)	Memorize: Dialogue, Extending Invitation 2, 大学で, チン & カーティス (text, p. 227) (Performance check in 3 rd period, 11:00 a.m.- 12:15 p.m.)
	Review of Chapter 3	Memorize: 1 st Dialogue (text, p. 213) (Performance check in 2 nd period, 9:30-10:45 a.m.)

Tue 6/14	Exam 4: Yookoso Ch.3	
	Seasonal Letter (暑中お見舞い <small>しゅちゆう みまい</small> Bring Packet p. 83-85)	
	Skit Rehearsal	
	Review for the Final Examination	
Wed 6/15	Skit Performance. Audience participation required	Skit Final Draft (typed, double spaced, highlight or underline the new grammar which you used) to be turned in to the instructor before the presentation
	Review for the Final Examination	Workbook: Review A, B (p.147-148) ; Review A,B (p.180-181); A- do only even # (p.204-205)
Thu 6/16	Review for the Final Examination (2 nd period only - 9:30-10:45 a.m.)	Memorize: Activity 18 Dialogue (text, p. 149), Activity 1 Dialogue (text, p. 176) Submit revised Sakubun 4 horizontally written on the genkooyooshi in the course packet (p. 82). Workbook: Review C,E (p.181-182) Packet: Sakubun 5 <small>しゅちゆう みまい</small> (p. 83-85)
		Learning Support Log 3
Fri 6/17	Final Examination (In class) 9:30-11:30 a.m.	Learning Support Log 3 - Comments