

COURSE MATERIALS

All materials required or recommended for this course are available at Gator Textbooks, 3501 S.W. 2nd Avenue, Suite D (Creekside Mall). Phone: 374-4500. **Please be sure to ask for the course packet behind the counter at Gator Textbooks – the course packets are not on the shelves with the textbooks.**

Required Textbook/Workbook/CDs:

The textbook, workbook, and CD-ROM are required materials to be purchased at Gator Textbooks or elsewhere. The Audio CD Program is also required, but it is available online at no cost. The bookstore offers different combination packages - see below for details to individually determine which combination you prefer.

There are 2 combination packages available. Buying a combination package is less expensive than buying each individual item separately. The first combination contains items #1 - #3 below (ISBN 0-07-345451-6). This package excludes the audio CD program. To complete the Workbook Listening Homework and listen to the dialogues in the textbook, you will use **The Student Audio Program - it is available free on-line at: www.mhhe.com/yookoso3**. See below for instructions.

The second combination contains #1 - #4 below (ISBN 0-07-345371-4). The audio CD program can also be purchased separately if desired.

1. Tohsaku, Y. (2006). *Yookoso! An Invitation to Contemporary Japanese. Student Edition with Online Learning Center Bind-in Card, 3rd edition*. Boston: McGraw-Hill.
2. Hamasaki, S., Ito, H., Kataoka, H., Morioka, A., & Tohsaku, Y. (1999). *Workbook/Laboratory Manual to accompany Yookoso! An Invitation to Contemporary Japanese*. Boston: McGraw-Hill.
3. Tohsaku, Y. (2004). *Interactive CD-Rom to accompany Yookoso! An Invitation to Contemporary Japanese*. Boston: McGraw-Hill.
4. Tohsaku, Y. (1999). *Student Audio CD Program to accompany Yookoso! An Invitation to Contemporary Japanese 3rd/2006 edition*,. Boston: McGraw-Hill.

Instructions for Student Audio Program available free on-line at: www.mhhe.com/yookoso3:

1. Click on the **name of your textbook** for entry (left side). No password is required.
2. Go to **Online Learning Center** on the left side. Click on **Student Edition**.
3. On the left side go to **HOME** "Choose One". Pull down to the assigned chapter homework.
4. Click on the chapter and you will see **QUIZZES** and **MORE RESOURCES**. Under MORE RESOURCES, click on either the **Textbook Audio Program** or the **Laboratory Audio Program**. The **Textbook Audio Program** is to listen to all the **dialogues**, especially those assigned for memorization. The **Laboratory Audio Program** is for the **Workbook Listening Comprehension** assignments.

The following materials are also required for purchase:

1. Bunt, J. (Ed.). (2006). *The Oxford Starter Japanese Dictionary*. New York: Oxford University Press, ISBN: 0199298521 (**OR equivalent**)
2. Course Packet.

Recommended Material:

Halpern, J (Ed.). (2002). *The Kodansha Kanji Learner's Dictionary*. Tokyo/New York: Kodansha International, ISBN: 4770028555. (**OR equivalent**)

REQUIREMENTS AND POLICIES

1. Preparation for class

The daily schedule, which follows below, is designed for you to prepare the materials indicated for a given date **BEFORE** the class meets. You are expected to come to class well-prepared so that you will be ready to participate in communication activities in a meaningful context with your instructor and classmates. Read the assigned pages carefully, listen to the CD, and bring any questions you had while studying for the class since they may benefit your classmates as well! This is an intensive language course for which you will receive five credit hours. Therefore, you are expected to study for the course **at least two hours every day**. These two hours include time for you to 1) read the textbook carefully, 2) do the textbook activities, 3) complete the homework, 4) memorize vocabulary, hiragana, katakana, and kanji, 5) memorize the required dialogues on the syllabus, and 6) review materials. Completing homework alone is not sufficient preparation to perform well in class. If you do not know how to prepare for class, please ask the instructor or refer to the study guide in the course packet.

2. Attendance and participation

Attendance and active participation in class are mandatory and will be recorded at each class session. Foreign language learning is a cumulative process, and it is very important that you come to class and practice Japanese every day. Grading criteria for participation will be on a 10 point scale. To receive full participation credit, you must show evidence of preparation for class. However, this is not to say that you cannot make mistakes; trial and error is the only way to learn how to use the language, and you are encouraged to try out the new structures, make errors, and learn from them. Active participation that shows your effort will count towards the participation grade. On the contrary, no participation will seriously hurt your participation grade. You will receive 0 points when you are absent from a class.

Grading criteria for class participation

- 10 = Excellent performance; high level of fluency and accuracy
- 9 = Very good/strong performance with some minor weak areas; memorized most materials; no need to refer to textbook
- 8 = Good performance with some weakness; memorized some materials; occasional need to

- refer to textbook.
- 7 = Fair performance, but weak in major areas; memorized some materials; occasional need to refer to textbook
- 6 = Poor performance, weak in most areas, refers constantly to textbook
- 5 = Completely unprepared, or disengaged from class activities
- 0 = Absent

It is crucial that you attend every class for successful Japanese learning. In the event you must miss the class, please contact the instructor **prior to** the class meeting and have your absence pre-approved, except for documented emergency. You may be excused from the class **only if** you provide documented evidence (e.g., a letter from the doctor/infirmarary, accident/police report, receipt for car repair).

Please be punctual because you may miss important information and distract your classmates. If you are late to class, you will not be given extra time to complete the exams and quizzes. **If you are more than three minutes late three times without your instructor's consent, they will be counted as one absence.** If you are more than 30 minutes late, it will also be considered as one absence. **If your unexcused absences exceed 3 or more, you will lose 3% from the final grade. Your course grade will be lowered by 1% for each class that you miss after the 4th absence. In the event your unexcused absences exceed 10 times, you will automatically fail the course.**

If you are late or miss class for any reason, it is your responsibility to contact your instructor or ask your classmates to know what you have missed and what you need to do for the following day.

3. Japanese speaking policy in class

You have a very limited exposure to Japanese outside of the class, and it is very important that you make every use of the precious opportunities to speak Japanese in class. Therefore, **you are required to speak only Japanese in class.** You will sign an honor pledge at the beginning of the term regarding speaking only Japanese in class. You will be explicitly taught how to ask permission to speak English, if it becomes absolutely necessary. Please understand that if the instructor denies permission, it is for a specific reason that will be explained to you after class. A limited amount of English will be used by the instructor to explain grammar in class, at the discretion of the instructor.

4. Homework Policies

General Policies:

If any of your homework is incomplete or missing, your homework grade will be lowered by 1% each time after the 2nd incomplete homework. No partially completed homework or homework which was not carefully self-corrected is accepted for credit. Since homework is worth 10% of your final grade, you will receive a zero for the 10% homework grade after 12 times of incomplete or missing homework.

Grading criteria for homework:

OK =	All assigned sections of the homework must be completed using the new patterns without any blanks or incomplete sentences, and carefully self-corrected using the Answer Key
-1% =	You will lose 1% if your homework is not complete or for any of the following reasons: <ol style="list-style-type: none">No homework or late homework (When you miss class without an official excuse and don't turn in homework for that day in advance, you will lose 1% of the homework grade.)Missing or incomplete sectionsNo corrections or missing self-correction (even if partial)

All homework assigned in this course is to be completed by **the beginning of class** on the due date it is scheduled on the syllabus. **Put your non-workbook homework on the instructor's desk before class begins. The instructor will not accept any homework that is not stapled or any late homework without an official written excuse.** Please do not hesitate to ask questions about the homework assigned during class. **All homework must be stapled with your full name in katakana and assigned date at the top of the first page. In order to receive full credit, all the assigned sections of the homework must be completed using the new patterns -no blanks or incomplete sentences.**

NO late assignments will be accepted without written evidence of illness or emergency, except in the case that you notify your instructor in advance that you must be absent from class the day an assignment is due. It is required that you turn the homework in **ahead of time** to receive full credit.

Policies regarding Workbook Homework and Non-Workbook homework in this Course:

There are 2 types of homework in this course – Workbook homework and Non-Workbook homework. **If Workbook and Non-Workbook homework are assigned on the same day, Workbook and Non-Workbook homework must be stapled separately each time.**

A. Workbook Homework – Only to be turned in if instructor announces collection at the beginning of class.

Workbook Homework: It is required that you turn in assigned homework on the pages from the workbook. If you do not wish to tear out pages from the workbook, **you are required to xerox the workbook pages to turn in. No homework is to be turned in on notebook paper.** Often times, the front page of a worksheet is assigned for one day, and the back of the same worksheet is assigned for the following day. In such a case, **make a photocopy of the page** so that you can work on the questions on the worksheet after you turn it in on the first day. **This is your responsibility – there will be no advance announcements in class. It is recommended that you check weekly for this potential situation and make preparations in advance.**

- Workbook homework is always to be self-corrected using the Answer Key.** You are required to complete Workbook homework assigned on your own, then do self-correction using the Answer Key.
- You must use a **different color ink** (any color but red) to do correction so it will be easy for the instructor to see.

3. Doing workbook homework and making self-correction is considered to be self-study and is the responsibility of all students in the class.
4. The Workbook homework self-corrected may be collected several times a week at the discretion of the instructor, and collection will not be announced in advance.

B. **Non-Workbook Homework – All Non-Workbook homework assignments are required to be turned in on the day assigned on the syllabus.**

Non-Workbook Homework consists of all the homework (a – d) listed below:

- a. **Hiragana, Katakana and Kanji worksheets in the course packet**
- b. **Reading assignments**
- c. **Sakubun (including posted sakubun and messages on Canvas)**
- d. **OLC, Media CD, Web Assignments (Do not email any of these assignments to your instructor)**

- **E-Learning in Canvas assignments:** You must bring 1) a printout of your revised sakubun and 2) a printout of the messages exchanged posted to the Discussion Board to class on the date assigned (refer to syllabus policy #10 for detailed instruction on E-learning assignments)
- **Online Learning Center/Media CD assignments:** You must submit a printout of the progress reports with your score (print out a web page that appears when ‘print report’ is selected). Cut and paste only the score report with percentages. You may try the exercises as many times as you wish. The highest score obtained will be considered for the grade.
- **Web assignments:** Submit a printout of the screen when you complete an on-line activity (only the score report). The highest score obtained will be considered.

5. Quiz Self-Correction Policy

Upon return of a quiz in class, you are required to do self-correction and turn it in the following day. It is not the instructor’s responsibility to remind you of this policy. No late assignments will be accepted. **You must attempt to correct ALL errors on quizzes, or 2 pts will be deducted from the quiz score.** You must use a **different** color ink (any color but red) to do self-correction so it will be easy for the instructor to see. Please write SC (self corrected) at the top of the first page. Do not staple the self-corrected quiz or exam to the regular homework or self-correction homework. **When you have missed any kanji/furigana (kanji reading in hiragana) on kanji quizzes, in order to reinforce kanji learning you are required to complete extra writing practice – you must write each kanji or compound 5 times.** When you turn in this kanji extra homework, **be sure to staple the additional writing practice sheet together with your graded kanji quiz or exam.**

6. Memorization of Assigned Vocabulary and Dialogues

Memorizing vocabulary is very important to develop proficiency in a foreign language. Dialogue memorization will help you establish a basic framework for conversation including the target

grammar which can then be applied in different contexts. **Your instructor will evaluate your dialogue memorization based on accuracy and fluency. It is imperative that you prepare the dialogue memorization listening to the textbook audio program in order to develop good pronunciation and intonation. If you miss dialogue memorization assignments, it will significantly affect your participation grade.**

7. Policy Regarding Make-Up Quizzes or Exams:

Make-up quizzes or exams may be scheduled **ONLY when pre-approved** by the instructor, or in the case of documented illness or emergency. **It is your responsibility to contact your instructor immediately after returning to class and schedule make-up quizzes/exams within 2 class days, or no make-up will be allowed.**

8. Learning kanji

Knowledge of kanji is essential for you to become a competent reader of authentic reading materials in Japanese. The learning of kanji is a cumulative process, and it is your responsibility to retain your kanji knowledge over time. To help retention of kanji knowledge, you are expected to use all kanji that has been covered in class in every assignment, quiz, or exam. On exams, you must use kanji you have previously learned to receive full credit. To help reinforce kanji learning, you will be required to complete extra writing practice – writing each kanji word or compound 5 times – when you missed kanji/furigana (kanji reading in hiragana) on kanji quizzes and exams. **The missed kanji practice will be due on the FOLLOWING CLASS DAY after you receive the graded quizzes and exams.** When you turn in this extra homework, **be sure to staple the sheet together with your graded kanji quiz or exam.** It is not the instructor's responsibility to remind you of this policy. Turn it in along with your regular homework. No late assignments will be accepted.

TO SUPPLEMENT KANJI LEARNING: It is highly recommended that you supplement your kanji learning by using the following websites:(1) www.speedanki.com, (2) www.renshuu.org and (3) <http://kakijun.main.jp/>. (1) and (2) require registration, but registration is free. (1) Speedanki has all the kanji you need for each of the Japanese Language Proficiency Test levels. The site has kanji divided by level, and you can label each kanji as Unread, Read, Familiar, Mastered, or Review. The goal of course is to transfer every single kanji into the "Mastered" section of each level. (2) Renshuu has all the kanji and vocabulary for each level. Each level has individual lessons, and a quiz you can take. You can even create schedules for yourself. On (3) kakijun website, if you click かんじ けんさく 漢字の検索 and enter kanji, it will show the stroke order of the kanji you entered with animation.

Recommended Online Material:

It is recommended that you supplement your Japanese learning by using JOSHU. It is an excellent website to practice hiragana, katakana, Yookoso kanji, vocabulary, and more.

JOSHU Homepage: <http://laits.utexas.edu/japanese/joshu/index.php>

9. Language lab

Lab sessions will take place in **Turlington Hall Room 1317 (also known as the Sanako Lab).**

Please refer to the daily schedule below. In the language lab, you can practice listening and speaking Japanese, and work with character tutorials and web-based materials in Japanese. You will have speaking test practices and the actual speaking exam in the lab – see syllabus for dates.

10. E-Learning Assignments

Please refer to the syllabus for due dates of E-Learning assignments – there is a deadline for posting your revised sakubun (composition) to the discussion board (and bringing a printout of your revised sakubun to class) as well as a deadline to complete responding to your partner (to be assigned in class) in several communications (approximate length will be specified) and bringing a printout to class of the finalized discussion. These deadlines will be strictly enforced. **You are required to respond to your partner’s posting within 48 hours** so you and your partner can engage in the dialogues and complete the assignment. **If you do not respond within 48 hours, you will receive a zero for this e-learning assignment. If your partner doesn’t respond to your comments within 48 hours, make a note of this in the actual online text in English and start responding to your own posts.** This is an opportunity for you to enhance your reading skills, learn from each other’s writings and communicate with each other outside of the classroom, using Japanese. When you post your sakubun, be sure to correct the errors on your first draft that were pointed out by your instructor. Please do not make comments on grammar errors you may note on the sakubun of other students. Make comments or ask questions about the contents only. **Print out your sakubun and all the messages you exchanged with your partner and bring it to class on the date due specified in the syllabus. These assignments are considered to be homework. Make sure to highlight your revisions on the final printout of your sakubun in order to obtain full credit.**

11. Cell phones and personal computers policy

You must turn off your cell phones and put them away prior to the beginning of class. Personal computers are not to be used during class without advance instructor permission.

12. Accommodations for students with disabilities

Students requesting classroom accommodation must first register with the Dean of Students Disability Resources office. The Dean’s office will provide documentation to the student who must then provide this documentation to the Instructor in advance of the beginning of class.

13. Religious holidays

Students and faculty must cooperate to allow each person to observe the holy days of his or her faith. Following UF policy, a student must inform the faculty member of the religious observances of his or her faith that will conflict with class attendance, with tests or examinations, or with other class activities prior to the class or occurrence of that test or activity. No make-ups will be given after a holiday unless arrangements were made in advance with the instructor.

14. Academic dishonesty

The University of Florida statement regarding academic honesty and more specifically “giving and/or receiving unauthorized aid on student’s work” reads as follows: “Giving information includes, but is not limited to, allowing other students to use or copy work or answers to exam questions either while the exam is being given or after having taken the exam. • Further, the taking of information includes, but is not limited to, copying from the answers provided in the book or ancillary materials, copying from another student’s paper [...], using information already written in

books, [...], or asking anyone, students or not to review and/or correct assignments. • Students found in violation of this policy will be referred to the appropriate administration for appropriate action according to the student judicial process.

15. Cumulative Final Exam

There is a cumulative final exam in this course. It is an assembly exam with other sections and levels of Japanese language courses. The date of the assembly exam will be determined by the Registrar after the semester begins, therefore disregard the final exam date/time on the current Registrar’s schedule. The official announcement of the exam will be made as soon as possible – do not make plans to leave town before the end of the regular final exam period, December 16, 5:00 p.m.

Note: Course Evaluation Process

Students are expected to provide feedback on the quality of instruction in this course based on 10 criteria. These evaluations are conducted online at <https://evaluations.ufl.edu> . Evaluations are typically open during the last two or three weeks of the semester, but students will be given specific times when they are open. Summary results of these assessments are available at: <https://evaluations.ufl.edu/results>

EVALUATION

Chapter Exams	40% (4 x 10%)
Cumulative Final Exam	15%
Speaking Tests (1)	10 %
Skit	5%
Quizzes (11)	10%* (*One quiz is worth more than 1%. Lowest quiz may be dropped.)
Homework	10%
Attendance/participation; vocabulary and dialogue memorization	10%
Total	100%

Grading Scale:

A	A-	B+	B	B-	C+	C	C-	D+	D	D-	E
93-100	90-92	87-89	83-86	80-82	77-79	73-76	70-72	67-69	63-66	60-62	59 and below

Letter Grade	A	A-	B+	B	B-	C+	C	C-	D+	D	D-	E	WF	I	NG	S-U
Grade Points	4.0	3.67	3.33	3.0	2.67	2.33	2.0	1.67	1.33	1.0	.67	0	0	0	0	0

If you elect the S/U option, you must make a composite score of 73% to receive an S in this class. If you are a current major or minor in Japanese, or you think you might want to major or minor in Japanese in the future, you cannot use the S/U option. **It is the student’s responsibility to**

check the deadline to sign up for the S/U grade option and ask your instructor to sign it well in advance of the deadline.


Please note that there is no extra credit opportunity for this course. If you need help, do not hesitate to communicate with your instructor and visit during office hours for advice.

Policy Regarding Incomplete “I” Grades:

The “I” (incomplete) grade will not be granted automatically. In addition, you must attain a grade of D or higher to request the “I” grade. This is a strict policy of the College of Liberal Arts and Sciences.


DAILY SCHEDULE

Textbook: *Yookoso! An Invitation to Contemporary Japanese*, **Workbook:** Workbook/Laboratory Manual (Listening: Listening Comprehension Activities; Writing: Writing Activities); **CD:** Interactive CD-Rom to accompany *Yookoso!*; **Memorize:** Memorize selected vocabulary and expressions, and dialogues; **Web:** Activities on the Internet; **OLC:** Online Learning Center (**Bookmark the following website:** http://highered.mcgraw-hill.com/sites/0072408154/student_view0/); **Packet:** Course Packet.

WEEK 1		
Date	Class content/Preparation	Assignment Due
M 8/22	Introduction to the Course Instruction on workbook online audio program <u>Getting Started Part 1: Self-Intro (p. 1-4)</u>	
T 8/23	Self-Intro and Greetings (p. 5-9) Hiragana Intro. (p. 26-29) Hiragana mnemonic (Packet p.5-6) Instruction on workbook online audio program & hiragana	Read syllabus carefully again at home Memorize: Greeting & Polite Expressions (text, p. 15) Workbook: Listening, A (p. 2-3), A (p. 3); Writing, E, F (p. 6), G (p. 7)- Do #1~#3; Hiragana, あ〜お、か〜こ (p. 28-9) –Do not forget to do the last section by copying given words, Web: click on the letters to learn proper stroke order and direction at http://www.japanese-lesson.com/characters/hiragana/hiragana_drill/hiragana01.html (Click Hiragana Drill 2-10 for more characters.) Bring Course Packet to class (p. 5-6) Make your own hiragana flash cards and bring them to class.
W 8/24	Classroom Expressions, (p. 10-12) Discuss Study Guide (Packet p.1-2) & Homework self-correction policies Hiragana writing practice in class	Workbook: Listening, C (p. 4); Writing, A (p. 10), C, D (p. 12-13); Hiragana, さ〜そ、た〜と (p. 30-31), Example: handwriting “so”,  Bring Course Packet to class (p.1-2)
R 8/25	<u>Getting Started Part 2:</u> Numbers, Time. (p. 17-24) – contd Hiragana writing practice in class	Memorize: Numbers 0 – 20; Time Expressions (text, p. 30-31) Workbook: Listening, Numbers, A up to 20, B, Phone #: A (p.15), Time: A (p. 16); Writing, B (p. 20), A (p. 20-21); Hiragana, ちよ〜の (p. 32).
F 8/26	Review 1 st week material – activities Hiragana writing practice in class	

WEEK 2		
Date	Class content/Preparation	Assignment Due
M 8/29	Sentence Final Particle <i>ne</i> (p. 19-20) Speech Fillers (p. 22) Numbers, Time (p. 17-24) Contd. Instruction on Dialogue Memorization Homework – practice using online audio program Review 1st week material	Memorize: Daily Activities – nouns (text p. 24) Workbook: Listening, Phone #: B (p. 16), Time: B (p. 16); Writing, C (p. 20); Hiragana, は～ほ (p. 33).
T 8/30	Quiz: Hiragana あ～の Asking What Something Is (p. 24-25) Ko-so-a-do words (p. 24-25) Overview of the Japanese Language (no reading) Talking about Daily Activities (p. 33-38) Instruction on OLC homework Hiragana writing practice in class	Memorize: Dialogue 6 (text, p. 24) Workbook: Listening, A, B (p. 17-8); Writing, A, (p. 25); Hiragana, ま～も、や～よ (p. 34-5), Example: handwriting “ya”, や
W 8/31	Getting Started Part 3: Talking about Daily Activities (p. 33-38) Contd. More Time Expressions (p. 35) Telling Time Politely (p. 36) All about Particles (Packet p. 66) Review GS Part 1 & 2 Hiragana writing practice in class	Memorize: Daily Activities (text, p. 34) Workbook: Listening, C (p. 47); Writing, E-2 (p. 54)- Write complete sentences; Hiragana, ら～ろ、わ～ん (p. 36-7) OLC: Getting Started Parts 1-3. Bring Course Packet to class (p.66) Start practicing reading and writing hiragana daily on your own, using the course packet p.36-47
R 9/01	Talking about Daily Activities Contd. Indicating Frequency (p. 37) Conjugation (p. 37) Review GS Part 1 & 2	Memorize: Days and Weeks (text, p. 39); Basic function of individual particles (course packet-All about Particles, p 66) Memorize: Dialogue 1 (text, p. 33)
F 9/02	Hiragana quiz は～ん Talking about Future Activities and Events. (p. 38-39) Hiragana writing practice in class	Workbook: Listening, A (p. 48); Writing, B, C- Write complete sentences (p. 59-60); Hiragana, が～ご (p. 39-40)

WEEK 3		
Date	Class content/Preparation	Assignment Due
M 9/05	Labor Day Holiday-no class	
T 9/06	Pronunciation activities (Packet p.90-101) Speaking Practice (Packet p. 65) Talking about Future Activities and Events. (p. 38-39) contd.	Bring Course Packet to class (p. 65, 90-101) Workbook: Listening, B (p. 49); Writing, D- Write complete and long sentences, using various particles (p. 61); Hiragana, ぎ～ご (p. 40-41)
W 9/07	Quiz 1: Part One & Two Talking about Likes and Dislikes (p. 39-42) Hiragana System (2) (p. 42-45). Echo Questions (p. 41)	Memorize: Dialogue 5 (text, p. 41) Workbook: Listening, A (p. 49), Writing, B-do only #2, #4 and #6. (p. 62-63)- Refer to the example carefully before you answer the questions! ; Hiragana, だ～ど, ば～ぼ、ぱ～ぽ (p. 41-43). (SEE NEXT PAGE)

		Packet: Kana: long vowels & double consonants (turn in as homework) (p. 12) Bring Course Packet to class
R 9/08	<u>Getting Started Part 4:</u> Talking about Activities and Events in the Past. (p. 49-52) Question Words (p. 50)	Memorize: Question words (text, p.50, “dochira (b/w 2)”, “dore (among 3 or more)”) Workbook: Listening, B (p. 73); Writing, A, B, D (p. 77-9); Hiragana きや〜ぴよ (p. 64-66) – Write small や, ゆ, and よ in one box like this. Example: “kya” 
F 9/09	Quiz: Hiragana Basic 46 Characters Talking about Activities and Events in the Past (p. 49-52) contd.	Memorize: Dialogue 1 (text, p. 49) Workbook: Listening, C, (p. 74); Writing, F-1 (p. 80)- Write complete sentences.; Hiragana (p. 67-68) Web: Concentration Game (play 3 games) http://www.mc.maricopa.edu/~emiahn/Flash/vollgshirasond.swf

WEEK 4

Date	Class content/Preparation	Assignment Due
M 9/12	Review of Basic Hiragana quiz Katakana Writing Practice in class	Workbook: Katakana, ア〜ノ (p. 88-90). - Web: click on the letters to learn proper stroke order and direction at http://www.japanese-lesson.com/characters/katakana/katakana_drill/katakana01.html (Click Katakana Drills 2-10 for more characters.)
T 9/13	Quiz 2: Be able to read and write all Hiragana Inviting Someone to Do Something. (p. 52-54) Invitation (p. 52-53)	Memorize: Dialogue 3 (text, p. 52) Workbook: Listening, B (p. 74-75); Writing, A (p. 82); Hiragana (p. 69-70)
W 9/14	Inviting Someone to Do Something. (p. 52-54) Contd. Talking About Weekly Schedules (p. 54) Hiragana Review Activity	Memorize: Days of the Week (text, p. 59) Memorize: Dialogue 4 (text, p. 54) Workbook: Listening, B (p. 75); Writing, A #2, 3, 4, 6 (p. 84-85)- Write complete sentences in hiragana. (Hint: Writing A. “ごご” is used both as a general term for afternoon as well as for “P.M.”, the opposite of “ごぜん (A.M.)”. “あさ” is a more conversational, less technical term for morning. Use “あさ (morning)” and “ごご (afternoon; P.M)” to answer “いつ” questions. Example Answer: 2. こんしゅうと、らいしゅうのげつ ようびにたべます。らいしゅうのかようびにたべます。)
R 9/15	Talking about the Weather (p. 54-55) Katakana Intro (p. 56-58) Katakana Mnemonics (Packet, p. 13-14) Katakana (2) (p. 70-72)- Katakana that needs special attention/Foreign sounds (Packet, p. 16-17) Katakana Writing Practice in class	Memorize: Other Useful Words (text, p. 60) Workbook: Listening, C, A (p. 76); Writing, A, B (p. 86); Katakana, ハ〜ン (p. 91-93). (Hint: Writing B. 2. “いやなおてんき (rather crummy weather) Bring Course Packet to class (p.13-14; p.16-17)
F 9/16	<u>Getting Started Part 5:</u> Asking Location, Numbers from 21-10,000. (p. 61-64)	Memorize: 100-900, 1000-9000, 10,000 (text, p. 76), Workbook: Listening, Numbers, A (p. 104); Writing, C-

		<p>Write complete sentences, B (p. 109-110); Katakana ガ ～ピヨ (p. 94-98).</p> <p>Try to activate typing in Japanese on your home computer by referring to the course packet pg. 73-75 and let the instructor know if there is any technical difficulty.</p>
--	--	---


WEEK 5		
Date	Class content/Preparation	Assignment Due
M 9/19	<p>Quiz: Katakana Basic 46</p> <p>Asking Location, Numbers from 21-10,000. (p. 61-64) Contd. GS Part 3 & 4 Review</p>	<p>Memorize: Dialogue 1 (text, p. 61)</p> <p>Packet: Katakana (p.18-23)</p> <p>Web: Concentration Game (play 3 games) http://www.mc.maricopa.edu/~emiahn/Flash/vol1gskatasoand.swf (If this link doesn't work with your browser, use Firefox. If it still doesn't work, notify your instructor by e-mail that you are having problems)</p> <p>Write your full name in katakana on your homework</p>
T 9/20	<p>Asking about Existence and Price (p. 65-69)</p> <p>Saying "No" (p. 65)</p> <p>Asking Price (p. 66)</p> <p>Kekkoo desu (p. 67)</p>	<p>Memorize: Dialogue 5 (text, p. 67)</p> <p>Workbook: Listening, B (p. 103), Numbers, B, Existence A (p. 104); Writing, Katakana (p. 99-102)</p>
W 9/21	<p>Asking about Existence and Price (p. 65-69) Contd.</p>	<p>Workbook: Listening, A (p. 105); Writing, A # 2 & 3 (p. 111), B, D-Write complete sentences. (p. 113)</p> <p>Packet: Katakana GS homework due, p.25-26</p>
R 9/22	<p>Quiz 3: Parts Three and Four</p> <p>Talking More about Likes and Dislikes (p. 69)</p> <p>The Japanese Writing System. (p.73-75)</p>	<p>Workbook: Listening, Existence, B (p. 104), C (p.106); Writing, C (p. 113)</p>
F 9/23	<p>Review GS Parts 1-5</p>	<p>Workbook: Listening, A, B (p. 106); Writing B-Write complete sentences. (p.116).</p>

WEEK 6		
Date	Class content/Preparation	Assignment Due
M 9/26	<p>Quiz 4: Be able to read and write katakana</p> <p>Review for Exam</p>	<p>Sakubun 1 (draft): This draft must be neatly handwritten, horizontal, and double-spaced – Topic: Likes & Dislikes (e.g. food, sports, movies etc): write 7-10 complete sentences using varied vocabulary and both negative/affirmative patterns</p>
T 9/27	<p>Exam 1: Getting Started, Parts One through Five</p>	
W 9/28	<p>Kanji intro: Read textbook (p. 123-124) and workbook (p. 163-164). Kanji sheet instruction (Packet p.48) - contd</p> <p>Typing practice in Japanese (Packet p.73-75)</p>	<p>Web: click on the letters to learn proper stroke order and direction at http://www.yookoso.com/pages/kanji.php</p> <p>Flashcards: http://www.laits.utexas.edu/japanese/joshu/kanji/kanji_yookoso1.php</p> <p>Bring Course Packet (p.48; p.73-75)</p>
R 9/29	<p>Chapter 1: Nationalities and Languages. (p. 81-84)</p>	<p>E-learning Assignment: Post revised Sakubun 1 (Likes & Dislikes) before class on the discussion board. Bring</p>

	Grammar 1: The Copula です (p. 85-88).	printout of your revised sakubun to class. In class, you will be assigned a partner to respond to and discuss this topic together. <u>You are required to respond to your partner's posting within 48 hours.</u> (See "Requirements and Policies", #10) You must have posted a thread of at least 2 communications (minimum of 8-10 lines total) with each other before class on Wednesday, October 5th. Memorize: Nationalities/Languages (text, p. 121) Memorize: 2 nd Dialogue (text, p. 85, between ブラウン & カワムラ) Workbook: Writing, A (p.139-140); Listening, C (p. 126) Kanji Course Packet: Kanji Sheet 1.1
F 9/30	Grammar 2: Possessive Particle の (p.89). Personal Information (p. 90-101)	Memorize: Personal Information (text, p. 120); Asking for Personal Information (text, p. 95) Memorize: Activity 7 (text, p. 93) Check your major in Japanese on p.91 (textbook). You must consult your dictionary and be ready to give your major in Japanese if your major is not listed – if you cannot find it, email your instructor. Workbook: Listening, B (p.127); Writing, B (p. 141) Kanji Course Packet: Kanji Sheet 1.2 Packet: Katakana Chapter 1 homework due, p. 27

WEEK 7		
Date	Class content/Preparation	Assignment Due
M 10/03	Personal Information Contd. Grammar 3: Personal Pronouns and Demonstratives. (p. 101-105)	Memorize: Months (text, p. 121) Memorize: 1 st Dialogue (text, p.101) Workbook: Writing, C #1, 2, 4 (p. 142) - Write complete sentences ; Listening, C (p. 127) OLC: Ch 1 Vocab 1, Grammar 1-3 Kanji Course Packet: Kanji Sheet 1.3
T 10/04	Around Campus, Days of the Week (p. 105-108) Discuss Study Guide 2 Genkooyooshi Format Instruction (Packet, p. 77-80)	Memorize: Places on campus (text, p. 120-121); Days of the week (text, p. 122) Workbook: Writing, B (p. 144) Kanji Course Packet: Kanji Sheet 1.4 Fill out How You Studied on 10/7 (T)(Packet, p. 3-4) Bring Course Packet (p.77-80)
W 10/05	Quiz 5: Yookoso Ch.1, 1A and 1B, Vocabulary and Grammar Grammar 4: Asking Questions: Interrogatives. (p. 108-114).	Memorize: Interrogatives (text, p. 109-111) Workbook: Listening, B, E (p. 130-131); Kanji Exercises (p. 137-138). Genkooyooshi Format Practice (Packet, p. 78) Complete E-learning discussion board assignment #1 before class – bring printout to class of discussion
R 10/06	Grammar 4: Asking Questions: Interrogatives. (p. 108-114) Contd. Particle は vs が (p. 111)	Memorize: Academic Subjects and Majors (text, p. 91). Workbook: Writing, E (you do not need to do #2)- Write complete sentences. (p. 146-147)
F 10/07	Homecoming – No Class	

WEEK 8		
Date	Class content/Preparation	Assignment Due
M 10/10	Reading 1 (p. 114-116). Kanji Review. Review of Chapter 1	Memorize: 2 nd Dialogue (text, p. 108) Textbook: Reading 1 (p. 114-6). Do 'Before You Read' in English and turn it in as homework. (SEE NEXT PG) Sakubun 2 (draft): Writing 1 (text, p. 116). –Write sakubun horizontally on the genkooyooshi in the course packet (p. 82). Using a minimum of half a page, you must write the sakubun on this paper only . The title of this sakubun is “じこしょうかい (self-introduction)”. Concentration game (play 1 Kanji & Meaning and 1 Kanji & Hiragana for Chap 1): http://www.mc.maricopa.edu/~emiahn/concentration.htm
T 10/11	Quiz 6: Kanji in Chapter 1 Language Functions and Situations (p. 117-119). <u>Chapter 2: My Town</u> (p. 125-128) Review of Chapter 1	Memorize: Dialogue “Introducing Friends” & “Introducing Yourself” (text, p. 117, 119) CD: Ch 1, Vocabulary & Grammar C, Activities 2, 3, 4; Culture Activity Memorize: Counting time (text, p. 172-173). Memorize: Activity 1 (text, p. 127) Workbook: Listening, A, C (p. 149-150) Kanji Course Packet: Kanji Sheet 2.1 CD: Ch 2, Vocabulary & Grammar A, Activity 1
W 10/12	Review of Chapter 1 Adjectives Preview (p.171-172)	E-learning Assignment: Post revised Sakubun 2 before class on the discussion board. Bring printout of your revised sakubun to class. In class, you will be assigned a partner to respond to and discuss this topic together. <u>You are required to respond to your partner's posting within 48 hours.</u> (See “Requirements and Policies”, #10) You and your partner must have posted a thread of at least 2 communications (minimum of 8-10 lines total) with each other before class on Tuesday, October 18th.
R 10/13	Exam 2: Yookoso, Chapter 1	
F 10/14	Grammar 5: Adjectives and Adverbs (p. 128-135) - POP QUIZ POSSIBILITY	Memorize: Basic Adjectives (text, p. 129) Workbook: Writing, B, C- Write complete sentences. (p. 166-167) Kanji Course Packet: Kanji Sheet 2.2 Packet: Katakana Chapter 2 homework due, (p. 28)

WEEK 9		
Date	Class content/Preparation	Assignment Due
M 10/17	Quiz 7: Yookoso Ch.2, 2A, Vocabulary and Grammar Cities and Neighborhoods. (p. 136-137) Pay attention to the radical <i>shinnyuu</i> (see below for enlargement). 	Memorize: Adjectives & Adverbs (text, p. 171-172) Memorize: Dialogue (both) (text, p. 128-129) Workbook: Listening, E, F (p. 150-151) Kanji Course Packet: Kanji Sheet 2.3 CD: Ch 2, Vocabulary & Grammar A, Activities 2, 3, 4 OLC: Ch 2 Vocab 1 and Grammar 1 Kanji Course Packet: Kanji Sheet 2.4.1-2.4.2

T 10/18	Grammar 6: Expressing Existence (p. 138-140) Building and Places Around Town (p. 141-143). Polite vs. Plain Form (p. 138)	Memorize: Places (text, p. 170-171). Memorize: 1st dialogue (text, p. 138, カワムラ & ウエイター”) Workbook: Listening, A, B (p. 153); Writing, B, C (p. 168); Kanji A, B (p. 160-161). CD: Ch 2, Vocabulary & Grammar B, Activities 1, 2, 3, 4 Complete E-learning discussion board assignment #2 before class – bring printout to class
W 10/19	(Periods 3 & 4 Wada-sensei) Meet in Turlington Hall Lab (Room 1317) (Introduction to Lab) Grammar 7: Indicating Location (p. 144-145).	Memorize: Positional words (text, p. 173-174) Memorize: Activity 18 (text, p. 149) Workbook: Listening, D (p. 154); Writing, B (p. 170); Kanji D (p. 162-163).
R 10/20	(Periods 3, 5, & 6 Kubota-sensei) Meet in Turlington Hall Lab (Room 1317) (Introduction to Lab) Grammar 8: Positional Words (p. 145-53)	Assignment TBA
F 10/21	Grammar 8: Positional Words (p. 145-53) Contd. Sentence Final Particle <i>yo</i> (p. 149-150)	Workbook: Listening, E, F (p. 154); Writing, C- Write complete sentences .,D (p. 170-171).

WEEK 10

Date	Class content/Preparation	Assignment Due
M 10/24	Grammar 9: Numerals and Counters. (p. 153-159). POP QUIZ POSSIBILITY Counter Table (Packet, p. 67-69) – Before you come to class please study the counter table carefully as it explains basic rules indicated on top of the page for counters.	Memorize: Counters (text, p. 155); Counting people (text, p. 173) Workbook: Listening, H, K (p. 155); Kanji, C-Use hiragana (p 161) CD: Ch 2, Vocabulary & Grammar C, Activity 1. Bring Course Packet to class (p.67-69)
T 10/25	Quiz 8: Kanji in Chapter 2 Grammar 9: Numerals and Counters. (p. 153-159). Contd. Class practice for Speaking Test	Review and Memorize Counter Table (Packet p.67-69)
W 10/26	(Periods 3 & 4 Wada-sensei) Meet in Turlington Hall Lab (Room 1317) SPEAKING TEST Practice Grammar 10: Expressing Likes and Dislikes. (p. 159-162)	Memorize: Numbers 1 - 10 Japanese System (text, p. 154) Memorize: 2 nd Dialogue (text, p. 153) Workbook: Writing, N- Write complete sentences . (p.178). CD: Ch 2, Vocabulary & Grammar C, Activity 2, 3, 4
R 10/27	(Periods 3, 5, & 6 Kubota-sensei) Meet in Turlington Hall Lab (Room 1317) SPEAKING TEST Practice Different Degrees of Liking and Disliking (p. 160)	Memorize: 1 st Dialogue (text, p. 159) Sakubun 3 (draft): Writing 2 (textbook, p. 167) -Write sakubun horizontally on genkooyooshi (half a page) in the course packet (p. 82).
F 10/28	Reading 2 (p. 165-167)	Textbook: Reading 2 (p. 165-167). - Create 5 content questions about the reading in Japanese and also write the answers to turn in as homework. Use complete sentences and all possible kanji.

--	--	--

WEEK 11		
Date	Class content/Preparation	Assignment Due
M 10/31	Quiz 9: Grammar and Vocabulary: 2B and 2C. Language Functions and Situations (p. 167-169) あいづち (p. 168)	CD: Ch 2, Culture Activity OLC: Ch 2 Vocab 2, Grammar 2-6.
T 11/01	Reading 1 (p. 163-165) Review of Chapter 2	Reading 1 (p. 163-165) – Look at the map on text p. 163 and practice the reading until you feel comfortable describing Ms. Brown’s neighborhood in 10 sentences or more. This will be a good speaking test practice. E-learning Assignment: Post revised Sakubun 3 before class on the discussion board. Bring printout of your revised sakubun to class. In class, you will be assigned a partner to respond to and discuss this topic together. <u>You are required to respond to your partner’s posting within 48 hours.</u> (See “Requirements and Policies”, #10) You must have posted a thread of at least 2 communications (minimum of 8-10 lines total) with each other before class on Wednesday, November 9th.
W 11/02	Exam 3: Yookoso Chapter 2	
R 11/03	(Period 3 Kubota-sensei at 9:35 am; Period 3 Wada-sensei at 10:00 am) Period 4 Wada-sensei at 10:40 am; Periods 5 & 6 Kubot-sensei Meet in Burlington Hall Lab (Room 1317) SPEAKING TEST 2 (Chapters 1 & 2) Instruction on Speaking Test Transcribing and Evaluation Homework due on November 16th	
F 11/04	Chapter 3: Everyday Life Schedule (p. 175-181) Asking If Someone Has Free Time (p. 177)	Memorize: Time expressions (text, p. 229); Days of the month (text, p. 230) Workbook: Listening, A, B (p. 183-184) CD: Ch 3, Vocabulary & Grammar A, Activities 1, 2, 3, 4 Packet: Katakana Chapter 3 homework due, p. 29

WEEK 12		
Date	Class content/Preparation	Assignment Due
M 11/07	Grammar 11.1: The Nonpast Affirmative Form of Verbs. (p. 181-183) POP QUIZ POSSIBILITY on verbs (P.230)	Memorize: Everyday activities (text, p. 230) Workbook: Writing, F (p. 203) OLC: Ch 3 Vocab 1, 2. Memorize again: Everyday activities (text, p. 230)
T 11/08	Grammar 11.3: The Nonpast Negative Form of Verbs. (p. 184-186)	Workbook: Writing, G (p. 204)-Only write down the negative form of the given verbs- do not circle the vocabulary in the array – see next page of syllabus contd

		Kanji Course Packet: Kanji Sheet 3.1 Packet: Verb Table (p. 70-71)
W 11/09	Grammar 11.1 & 11.3: The Nonpast Affirmative & Negative Form of Verbs. (p. 181-186) Contd.	Complete E-Learning discussion board assignment #3 before class and bring printout to class
R 11/10	Grammar 11.1 & 11.3: The Nonpast Affirmative & Negative Form of Verbs. (p. 181-186) Contd. Daily Activities (p. 186-188) Expression of Surprise (p. 188) <u>FORM GROUPS FOR SKIT</u>	Review Verb Table (Packet p. 70-71) Workbook: Listening, A, D (p. 185-6); Writing A (do only even #)- Write complete sentences. (p. 204-205) Kanji Course Packet: Kanji Sheet 3.2
F 11/11	Veteran's Day – no class	

WEEK 13		
Date	Class content/Preparation	Assignment Due
M 11/14	Grammar 12: The Nonpast, Polite Form of Verbs. (p. 188- 195) Review plain forms Verbs SKIT GROUPS MEET	Kanji Course Packet: Kanji Sheet 3.3 Memorize: 1 st Dialogue (text, p. 188) CD: Ch 3, Vocabulary & Grammar B, Activities 1, 2, 3, 4 Textbook: Write 1) class categorization and 2) ~ます form of the verbs including the review verbs listed on p. 230 and turn in as homework.
T 11/15	<u>Quiz 10: non past, plain affirmative and negative form of verbs.</u> Grammar 12: The Nonpast, Polite Form of Verbs. (p. 188- 195) Contd. Sequential Actions (p. 194)	Kanji Course Packet: Kanji Sheet 3.4 Workbook: Writing, D (p. 206)
W 11/16	Grammar 13: The Past Polite Form of Verbs. (p. 196-202) Adverbs used in negative sentence (p. 201) SKIT GROUPS MEET	Speaking Test Transcribing & Evaluation Homework Deadline Memorize: Expressions of Frequency (text, p. 200); Frequency (text, p. 230-231) Workbook: Listening, G (p. 187); Writing, I (do only odd #), J (p. 209-10), Kanji Exercises A-B (p. 195) Kanji Course Packet: Kanji Sheet 3.5
R 11/17	Grammar 14: Particles (1). (p. 202-208) Grammar 16: と and ㇿ. (p. 219) SKIT GROUPS MEET	Memorize: Particles (text, p. 231) Memorize: Everyday activities 3 (text, p. 201) Workbook: Writing, L (p. 211-212); Kanji Exercises C-D (p. 196-197)
F 11/18	Weekends and Holidays. (p. 208-213) Connecting Disjunctive Sentences (p. 211) SKIT GROUPS MEET	OLC: Ch 3 Grammar 4 and 6. Memorize: Holidays & Vacations (text, p. 208-209) Memorize: 2 nd Dialogue (text, p. 219 ブラウン & 町田) Workbook: Listening, A, B (p. 188); Writing, A (create 4 sentences)- Write complete sentences. (p. 212-3). Skit 1st Draft due (typed)

WEEK 14		
Date	Class content/Preparation	Assignment Due
M 11/21	Quiz 11: Kanji in Chapter 3 Grammar 15: Making Suggestions:～ましょ (p. 213-218) – contd Accepting and Declining Offers (p. 215) Making a Suggestion (p. 217)	Memorize: 1 st Dialogue (text, p. 213) Workbook: Listening, D (p. 189); Writing, E- Write complete sentences. (p. 214-5).
T 11/22	Grammar 15: Making Suggestions:～ましょ (p. 213-218) contd. SPEAKING TEST: Chapters 1 and 2 EVALUATION DISCUSSION (in class)	Skit 2nd Draft Due – staple to Draft 1 and follow instructions given regarding highlighting grammar patterns, etc. Memorize: Activity 35 (text, p. 216-217) CD: Ch 3, Vocabulary & Grammar C, Activities 1, 2, 3, 4
W 11/23	Thanksgiving Holiday - no classes	
R 11/24	Thanksgiving Holiday - no classes	
F 11/25	Thanksgiving Holiday - no classes	

WEEK 15		
Date	Class content/Preparation	Assignment Due
M 11/28	Reading 1 (p. 220-222). Approximate numbers (ごろ vs ぐらい) (p. 221) SKIT GROUPS MEET	Memorize: 1 st Dialogue (text, p. 196) Textbook: Reading 1 (p. 220- 222).-Create 5 content questions about the reading in Japanese and also write the answers to turn in as homework. Sakubun 4 (draft): Writing 1 (text, p. 222). Read Course Packet p. 77 for how to use genkooyooshi horizontally . Write sakubun horizontally on the genkooyooshi in the course packet (p. 82), using a minimum of 200 letters or half a page. You must write the sakubun on this paper only. The title of this sakubun is “わたしの一日”.
T 11/29	Language Functions and Situations (p. 224-229) Making a Suggestion (p. 217) Let’s Do Something Together (p. 228) Instructions for Nengajyoo (New Year’s Cards) assignment (packet p. 83-85)	Memorize: 2 nd Dialogue (text, p. 227) CD: Ch 3, Culture Activity Sakubun 5: Read about Nengajyoo in Course Packet. Bring Course Packet (p. 83-85) E-learning Assignment: Post revised Sakubun 4 before class on the discussion board. Bring printout of your revised sakubun to class. In class, you will be assigned a partner to respond to and discuss this topic together. <u>You are required to respond to your partner’s posting within 48 hours.</u> (See “Requirements and Policies”, #10) You must have posted a thread of at least 2 communications (minimum of 8-10 lines total) with each other before class on Wednesday, December 7th.
W 11/30	SKIT GROUPS MEET	
R 12/01	SKIT GROUPS MEET	Skit 3rd Draft Due – Staple to Drafts 1 & 2 and follow instructions given regarding highlighting revisions, grammar patterns, etc.

F 12/02	Review of Chapter 3	
------------	---------------------	--

WEEK 16		
Date	Class content/Preparation	Assignment Due
M 12/05	<u>Exam 4: Yookoso Chapter 3</u>	
T 12/06	<u>SKIT PERFORMANCE</u> <u>Audience participation required</u>	<u>Sakubun 5: Submit Nengajyoo (Course Packet. p. 83-85)</u> <u>Skits Due</u> <u>All skits final version (typed, double-spaced) to be turned in to the instructor at the beginning of class.</u>
W 12/07	<u>SKIT PERFORMANCE</u> <u>Audience participation required</u> <u>Last day of classes.</u>	<u>Complete E-Learning discussion board assignment #4 before class. Bring printout to class.</u>
R 12/08	<u>Reading Days – no classes</u>	
F 12/09	<u>Reading Days – no classes</u>	

There is a cumulative final exam in this course. It is an assembly exam with other sections and levels of Japanese language courses. The date of the assembly exam will be determined by the Registrar after the semester begins, therefore disregard the final exam date/time on the current Registrar's schedule. The official announcement of the exam will be made as soon as possible – do not make plans to leave town before the end of the regular final exam period (December 16, 5:00 p.m.)